



Smart Corridors

# 17th Annual Independent Watchdog Committee Report to the Public FY2017-18

## Table of Contents

- Measure B and Measure BB Sales Tax Activities . . . . . 1
- Summary of Expenditures . . . 1
- Financials At-a-Glance . . . . . 2
- Independent Watchdog Committee Activities . . . . . 6
- Measure B and Measure BB Funded Programs and Projects . . . . . 8
- FY2017-18 IWC Findings . . . 12

## Measure B and Measure BB Sales Tax Activities

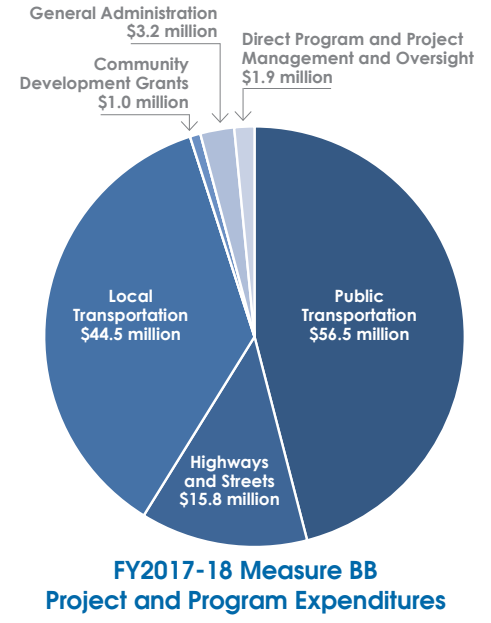
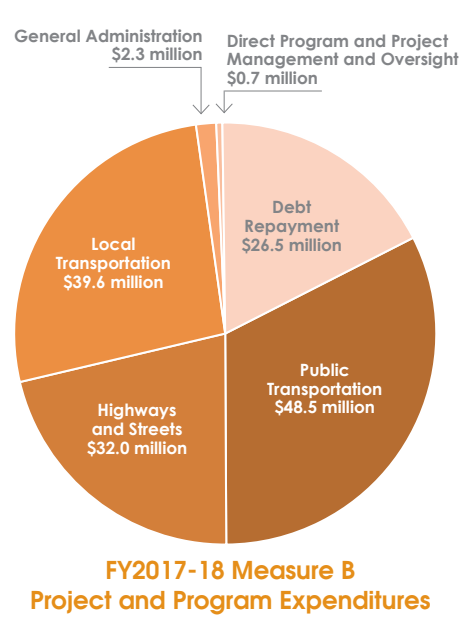
IN NOVEMBER 2000, ALAMEDA COUNTY VOTERS APPROVED MEASURE B, which extended the County's 1986 half-cent transportation sales tax to 2022 and set forth a 20-year Expenditure Plan to enhance the County's transportation system. 2000 Measure B also established a Citizens Watchdog Committee (CWC) to review all Measure B expenditures for compliance with the Expenditure Plan. In November 2014, Alameda County voters approved Measure BB, which increased the County's half-cent transportation sales tax to one full cent, extended the tax through 2045 and set forth a 30-year Expenditure Plan for

essential transportation improvements in every city throughout the County. 2014 Measure BB established an Independent Watchdog Committee (IWC) that reports its findings annually to the public to ensure appropriate use of sales tax funds and provides oversight by reviewing Measure B expenditures and Measure BB expenditures and performance measures. The IWC does not opine on other funds the Alameda CTC manages and/or programs. The IWC replaced and assumed responsibility for CWC activities in July 2015. This 17th annual report covers expenditures and IWC activities during the fiscal year ended June 30, 2018 (FY2017-18).

The IWC concludes that 2000 Measure B and 2014 Measure BB tax dollars were spent in accordance with the intent of the two measures during FY2017-18, **except as noted on the last page.** However, opportunities for improvement remain.

## SUMMARY OF Revenues and Expenditures

The Alameda County Transportation Commission (Alameda CTC) is responsible for administering the Measure B and Measure BB transportation sales tax measures. In FY2017-18, Measure B revenues for Alameda CTC totaled \$154.5 million, and audited expenditures totaled \$149.6 million. Measure BB revenues totaled \$153.5 million, and audited expenditures totaled \$122.9 million in FY2017-18.



# Financials At-a-Glance

THE IWC REVIEWS ALAMEDA CTC 2000 MEASURE B AND 2014 MEASURE BB EXPENDITURES, which are primarily for transportation projects and programs. These include direct local distributions (DLDs) and discretionary grants to jurisdictions that fund four main programs: local streets and roads, mass transit, paratransit, and bicycle and pedestrian safety. These expenditures also include general administration, and all must be audited.

Alameda CTC’s Comprehensive Annual Financial Report for the year ended June 30, 2018 is available here: [https://www.alamedactc.org/wp-content/uploads/2018/12/Alameda\\_CTC\\_2017-18\\_CAFR.pdf](https://www.alamedactc.org/wp-content/uploads/2018/12/Alameda_CTC_2017-18_CAFR.pdf).



Express Buses

Note: In accordance with the 2000 Measure B Expenditure Plan, Alameda CTC allocates funds for specific capital projects, such as highway improvements or transit projects, and other transportation grants (paid on a reimbursement basis), and distributes funds for local streets and roads maintenance, mass transit, paratransit, and bicycle and pedestrian safety programs on a monthly, formula basis to the cities, the County and transit operators. Refer to note 2 on page 8 for the program allocation percentage split.

## Measure B Expenditures

In FY2017-18, audited expenditures on Measure B programs, projects and administration totaled \$149.6 million. Alameda CTC expended \$36.5 million on capital projects, \$81.0 million on DLDs, \$26.5 million on debt repayment, \$2.6 million on discretionary grants, \$2.3 million on general administration and \$0.7 million on direct program and project management and oversight. The revenues available for projects and programs are allocated at a rate of approximately 60 percent to programs and 40 percent to capital projects. The revenues will be allocated over the life of the program to ultimately achieve the percentage split indicated in the Measure B Expenditure Plan (see note below).

Alameda CTC issued \$137.1 million of Measure B Sales Tax Revenue Bonds in March 2014 to bridge a short-term funding gap that existed while many large capital projects in the Expenditure Plan were being closed out. Repayment of the debt was deferred until March 2017, when the first principal payment was made. In FY2017-18 the bonds incurred \$26.5 million of costs related to annual debt repayment and will continue to incur this same amount each fiscal year until the last bond matures in March 2022. More details related to the debt are in the official statement: [https://www.alamedactc.org/wp-content/uploads/2018/11/Series2014\\_SalesTaxRevenueBonds\\_Official\\_Statement.pdf](https://www.alamedactc.org/wp-content/uploads/2018/11/Series2014_SalesTaxRevenueBonds_Official_Statement.pdf).


### Alameda CTC FY2017-18 Audited Measure B Expenditures

(\$ in millions rounded)

<b>Public Transit</b>	<b>\$48.5</b>
Direct Local Distributions - Transit Service	\$30.5
Direct Local Distributions - Paratransit	13.0
Express Bus Grants	-
Paratransit Grants	0.6
Public Transit Capital Projects	4.4
<b>Highways and Streets Capital Projects</b>	<b>32.0</b>
<b>Local Transportation</b>	<b>39.6</b>
Direct Local Distributions - Local Streets and Roads	32.1
Direct Local Distributions - Bicycle and Pedestrian	5.4
Bicycle and Pedestrian Grants	2.0
Transit Center Development Grants	-
Local Transportation Capital Projects	0.1
<b>General Administration</b>	<b>2.3</b>
<b>Direct Program and Project Management and Oversight</b>	<b>0.7</b>
<b>Debt Repayment</b>	<b>26.5</b>
<b>Total:</b>	<b>\$149.6</b>

## Measure BB Expenditures

In FY2017-18, audited expenditures on Measure BB programs, projects, and administration totaled \$122.9 million. Alameda CTC expended \$36.0 million on capital projects, \$78.1 million on DLDs, \$3.7 million on discretionary grants, \$3.2 million on general administration and \$1.9 million on direct program and project management and oversight. The revenues available for projects and programs are allocated at a rate of approximately 65 percent to programs and 35 percent to capital projects. The revenues will be allocated over the life of the program to ultimately achieve the percentage split indicated in the Measure B Expenditure Plan (see note below table).



### Alameda CTC FY2017-18 Audited Measure BB Expenditures

(\$ in millions rounded)

<b>Public Transit</b>	<b>\$56.5</b>
Direct Local Distributions - Transit Service	\$31.4
Direct Local Distributions - Paratransit	13.1
Transit Operations, Maintenance, and Safety	2.2
Paratransit Grants	0.5
Public Transit Capital Projects	9.3
<b>Highways and Streets Capital Projects</b>	<b>15.8</b>
<b>Local Transportation</b>	<b>44.5</b>
Direct Local Distributions - Local Streets and Roads	29.2
Direct Local Distributions - Bicycle and Pedestrian	4.4
Bicycle and Pedestrian Grants	-
Local Transportation Capital Projects	10.9
<b>Freight and Economic Development Grants</b>	<b>-</b>
<b>Community Development Grants</b>	<b>1.0</b>
<b>Technology Grants</b>	<b>-</b>
<b>General Administration</b>	<b>3.2</b>
<b>Direct Program and Project Management and Oversight</b>	<b>1.9</b>
<b>Total:</b>	<b>\$122.9</b>

**Note:**

In accordance with the 2014 Measure BB Expenditure Plan, Alameda CTC allocates funds for specific capital projects, such as highway improvements or transit projects, and other transportation grants (paid on a reimbursement basis), and distributes funds for local streets and roads maintenance, mass transit, paratransit, and bicycle and pedestrian safety programs on a monthly, formula basis to the cities, the County and transit operators. Refer to note 2 on page 8 for the program allocation percentage split.

Measure B and Measure BB recipients are required to provide audited financial statements and compliance reports to document revenues received (including interest) and expenditures incurred each fiscal year.

### FY2017-18 Measure B Direct Local Distributions (DLDs) for All Programs

Program compliance reports submitted by Measure B DLD fund recipients reported \$81.2 million in expenditures during FY2017-18. (See table below for details by recipient.) For more information about DLD Program expenditures and fund balances, see: [https://www.alamedactc.org/wp-content/uploads/2019/06/9.1\\_COMM\\_DLD\\_Compliance\\_Summary\\_20190610v.pdf](https://www.alamedactc.org/wp-content/uploads/2019/06/9.1_COMM_DLD_Compliance_Summary_20190610v.pdf).

#### FY2017-18 Measure B Summary of Revenues, Expenditures and Fund Balances<sup>1</sup>

Agency/Jurisdiction	FY17-18 Starting MB Balance	FY17-18 MB Revenue	FY17-18 MB Interest	FY17-18 MB Expended	FY17-18 Ending MB Balance
AC Transit	\$4,406,923	\$30,826,788	\$0	\$30,369,028	\$4,864,683
BART	\$0	\$2,143,346	\$0	\$2,143,346	\$0
LAVTA	\$0	\$1,179,303	\$0	\$1,179,303	\$0
WETA	\$942,696	\$1,122,020	\$8,048	\$586,075	\$1,486,689
ACPWA	\$1,649,615	\$3,789,636	\$24,026	\$2,550,748	\$2,912,529
ACE	\$1,159,643	\$3,049,594	\$12,276	\$3,843,656	\$377,857
City of Alameda	\$3,774,895	\$2,554,432	\$25,064	\$3,992,211	\$2,362,180
City of Albany <sup>2</sup>	\$713,926	\$579,136	\$0	\$388,468	\$904,594
City of Berkeley	\$2,498,331	\$3,947,490	\$25,353	\$3,613,134	\$2,858,040
City of Dublin	\$842,263	\$754,008	\$15,569	\$538,401	\$1,073,439
City of Emeryville	\$1,024,967	\$382,046	\$14,065	\$105,685	\$1,315,393
City of Fremont	\$3,154,839	\$4,346,234	\$10,545	\$3,704,610	\$3,807,008
City of Hayward	\$4,773,849	\$3,993,283	\$38,735	\$5,289,028	\$3,516,839
City of Livermore	\$2,706,144	\$1,353,375	\$20,397	\$1,108,294	\$2,971,622
City of Newark	\$832,684	\$874,793	\$9,554	\$741,750	\$975,281
City of Oakland	\$12,493,322	\$14,521,576	\$171,853	\$15,042,357	\$12,144,394
City of Piedmont	\$73,181	\$454,197	\$1,332	\$523,607	\$5,103
City of Pleasanton	\$1,424,633	\$1,225,646	\$8,113	\$2,189,008	\$469,383
City of San Leandro	\$2,313,732	\$2,071,488	-\$1,558	\$1,843,602	\$2,540,060
City of Union City	\$821,847	\$1,861,610	\$13,079	\$1,374,462	\$1,322,073
<b>Total</b>	<b>\$45,607,490</b>	<b>\$81,030,001</b>	<b>\$396,451</b>	<b>\$81,126,773</b>	<b>\$45,907,169</b>

Notes:

<sup>1</sup> This table reflects total Measure B funds reported by agency/jurisdiction. Revenue and expenditure figures may vary due to rounding.

<sup>2</sup> The City of Albany has submitted its audited financial and compliance reports; however, they are not compliant with reporting requirements. The figures included in this table for Albany are considered estimates.



## FY2017-18 Measure BB Direct Local Distributions (DLDs) for All Programs

Measure BB DLD fund recipients reported \$77.1 million in expenditures during FY2017-18. (See table below for details by recipient.) For more information about DLD Program expenditures and fund balances, see: [https://www.alamedactc.org/wp-content/uploads/2019/06/9.1\\_COMM\\_DLD\\_Compliance\\_Summary\\_20190610v.pdf](https://www.alamedactc.org/wp-content/uploads/2019/06/9.1_COMM_DLD_Compliance_Summary_20190610v.pdf).

FY2017-18 Measure BB Summary of Revenues, Expenditures and Fund Balances<sup>1</sup>

Agency/Jurisdiction	FY17-18 Starting MBB Balance	FY17-18 MBB Revenue	FY17-18 MBB Interest	FY17-18 MBB Expended	FY17-18 Ending MBB Balance
AC Transit	\$4,859,416	\$33,990,097	\$0	\$33,449,570	\$5,399,943
BART	\$0	\$2,917,605	\$0	\$2,917,605	\$0
LAVTA	\$0	\$1,040,370	\$0	\$1,040,370	\$0
WETA	\$104,279	\$729,401	\$2,578	\$0	\$836,258
ACPWA	\$5,358,820	\$3,052,666	\$50,346	\$2,585,921	\$5,875,911
ACE	\$2,829	\$1,458,802	\$308	\$1,456,939	\$5,000
City of Alameda	\$1,709,082	\$2,373,216	\$12,437	\$2,452,109	\$1,642,626
City of Albany <sup>2</sup>	\$794,651	\$536,866	\$0	\$161,878	\$1,169,639
City of Berkeley	\$3,922,746	\$3,669,242	\$55,690	\$1,963,277	\$5,684,401
City of Dublin	\$755,108	\$656,963	\$5,751	\$925,105	\$492,717
City of Emeryville	\$351,899	\$355,308	\$5,732	\$114,188	\$598,751
City of Fremont	\$1,290,622	\$3,542,737	-\$4,874	\$2,283,370	\$2,545,115
City of Hayward	\$4,101,603	\$3,514,613	\$16,844	\$4,370,255	\$3,262,805
City of Livermore	\$1,780,069	\$1,183,831	\$14,709	\$321,022	\$2,657,587
City of Newark	\$718,569	\$707,385	\$6,952	\$810,423	\$622,483
City of Oakland	\$9,510,040	\$13,513,057	\$71,846	\$17,278,994	\$5,815,949
City of Piedmont	\$238,317	\$420,134	\$5,653	\$661,734	\$2,370
City of Pleasanton	\$1,760,556	\$1,162,642	\$12,413	\$1,655,491	\$1,280,120
City of San Leandro	\$1,410,222	\$1,823,037	\$4,090	\$1,336,656	\$1,900,693
City of Union City	\$1,112,774	\$1,470,902	\$12,601	\$1,533,892	\$1,062,384
<b>Total</b>	<b>\$39,781,602</b>	<b>\$78,118,874</b>	<b>\$273,076</b>	<b>\$77,318,800</b>	<b>\$40,854,751</b>

## Notes:

<sup>1</sup> This table reflects total Measure BB funds reported by agency/jurisdiction. Revenue and expenditure figures may vary due to rounding.

<sup>2</sup> The City of Albany has submitted its audited financial and compliance reports; however, they are not compliant with reporting requirements. The figures included in this table for Albany are considered estimates.

## Performance Measures for DLD Recipients' Projects and Programs

On an annual basis, Measure B and Measure BB recipients are required to document expenditures and include a description of the accomplishments made with the DLD investment. Recipients also are required to report how specific performance measures were met. According to the Measure BB expenditure plan, "... the Independent Watchdog Committee will

review the performance and benefit of projects and programs based on performance criteria established by Alameda CTC." The IWC began monitoring Measure BB performance measures during its review of FY2016-17 DLD expenditures and will continue to make recommendations to the Commission for future years.

# Independent Watchdog Committee Activities

The Independent Watchdog Committee (IWC) reports directly to the public and provides oversight by reviewing Alameda CTC Measure B expenditures and Measure BB expenditures and performance measures. The IWC meets at least four times a year as a full committee and convenes subcommittees as needed. IWC members are Alameda County residents who are not elected officials at any level of government, nor individuals in a position to benefit personally in any way from the sales tax. IWC members performed the following activities from July 1, 2017 through June 30, 2018.

- **Ongoing Programs and Capital Projects Monitoring:** The IWC monitors specific programs, capital projects and issues of concern.
- **Review of Independent Audit of Alameda CTC:** The IWC reviews the independent auditor’s plan for the audit before it begins and reviews the draft audited Comprehensive Annual Financial Report regarding Measure B and Measure BB revenues and expenditures.
- **Audit and Compliance Report Review:** The IWC members review


audited financial statements and compliance reports, including performance measures, received from Measure B and Measure BB direct local distribution (DLD) recipients to ensure expenditures comply with the requirements in the applicable Expenditure Plan. DLD recipients’ audited financial statements and compliance reports are available at <https://www.alamedactc.org/funding/compliance-reports/>.

During the IWC’s review of compliance reports, an IWC member suggested that DLD recipients be required to certify that Measure B and Measure BB funds received were not used to replace local revenues historically used for transportation purposes, as required in the Expenditure Plans for both measures. In response, for FY2018-19, Alameda CTC staff incorporated an additional certification form into the compliance report required from DLD recipients. The form confirms that DLD funds received in FY2018-19 were used to supplement, and not replace, existing local revenues used for transportation purposes.

- **Issues Identification Process:** IWC members may request and receive information from DLD recipients and/or Alameda CTC staff if they have concerns regarding Measure B and Measure BB expenditures. The committee may also review issues regarding Measure B and Measure BB expenditures identified by the public.

**March 2018 East-West Connector Project reallocation of Measure BB funds:** An IWC member questioned the possible transfer of Measure BB funds from local streets and roads and bicycle and pedestrian programs to the East-West Connector project, which may set a precedent for future fund transfers. The inquiry pertained to several actions required to change the use of voter-approved Measure BB funds. Staff responded that the Commission did not make a programming action during the Projects and Programs Committee (PPC) meeting on March 12, 2018 at which the project was discussed. Funding decisions for this project were deferred to a later date. The staff report from the PPC meeting can be found on the Alameda CTC

## IWC Annual Report to the Public Timeline:



website: [https://www.alamedactc.org/wp-content/uploads/2018/12/PPC\\_Packet\\_20180312.pdf](https://www.alamedactc.org/wp-content/uploads/2018/12/PPC_Packet_20180312.pdf).

**April 2018 Paratransit Program performance measures:** An IWC member asked to see paratransit information provided to the Paratransit Advisory and Planning Committee (PAPCO) regarding the Paratransit DLD Program to better understand the work that PAPCO did to review submissions received from paratransit DLD fund recipients as part of the compliance review process. IWC members found that one paratransit performance measure calculation in the compliance reports was inconsistent with standard transportation operations metrics and recommended that it be updated to the standard format. The IWC commends staff’s review of the paratransit performance measure calculation and efforts to update the compliance reports for FY2017-18 to incorporate the recommended change.

- **Annual Report to the Public:** Each year, the IWC establishes a subcommittee to develop the annual report to the public regarding Measure B and Measure BB expenditures and to discuss distribution and outreach for the annual report (timeline below).



## IWC Members

<b>Name</b>	<b>Appointer</b>
Murphy McCalley, Chair <sup>1</sup>	Supervisor Nate Miley, District 4
Herb Hastings, Vice Chair <sup>♦</sup>	Paratransit Advisory and Planning Committee
Keith Brown	Alameda Labor Council, AFL-CIO
Curtis Buckley	Bike East Bay
Oscar Dominguez	East Bay Economic Development Alliance
Cynthia Dorsey <sup>♦</sup>	Alameda County Mayors’ Conference, District 5
Steven Jones <sup>2</sup>	Alameda County Mayors’ Conference, District 1
Cary Knoop <sup>*♦</sup>	Alameda County Mayors’ Conference, District 2
Jo Ann Lew <sup>♦</sup>	Alameda County Mayors’ Conference, District 2
Glenn Naté	Supervisor Richard Valle, District 2
Madeleine Nelson <sup>♦</sup>	League of Women Voters
Patrishia Piras	Sierra Club
Carmen Rivera-Hendrickson <sup>+</sup>	Paratransit Advisory and Planning Committee
Thomas Rubin <sup>+</sup>	Alameda County Taxpayers Association
Karina Ryan <sup>+</sup>	League of Women Voters
Harriette Saunders	Alameda County Mayors’ Conference, District 3
Carl Tilchen <sup>+</sup>	Alameda County Supervisor Scott Haggerty, District 1
Robert A. Tucknott <sup>♦</sup>	Alameda County Mayors’ Conference, District 4
Hale Zukas	Supervisor Keith Carson, District 5

<sup>1</sup> Became Vice Chair in July 2018.

<sup>2</sup> Became Chair in July 2018.

<sup>♦</sup> Members who resigned during or after the reporting period.

<sup>\*</sup> Members who joined the committee during this reporting period.

<sup>+</sup> Members who joined the committee after the reporting period.

APR / MAY

IWC Annual Report  
Subcommittee Meets to  
Develop Annual Report

JUN

Summary of  
Compliance Reports  
and Findings  
Released

JUL

IWC Annual Report  
Public Hearing and  
Approval

AUG

IWC Annual Report  
Published and  
Available to the Public

# Measure B and Measure BB Funded Programs

In FY2017-18, Alameda CTC expended \$83.6 million in Measure B funds and \$81.8 million in Measure BB funds on programs as defined below.

**Local Streets and Roads:** All cities and the County receive allocations for local transportation improvements, including street maintenance and repairs. Jurisdictions use these flexible Measure B and Measure BB funds to meet their locally determined transportation priorities.

- Payments to jurisdictions:  
**Total Measure B: \$32.1 million**  
**Total Measure BB: \$29.2 million**

**Mass Transit:** Transit systems ACE, AC Transit, BART, LAVTA, Union City Transit and WETA receive allocations for operations and/or maintenance.<sup>1</sup>

- Payments to local transit operators:  
 Measure B - \$30.5 million  
 Measure BB - \$31.4 million
- Grants: Measure BB - \$2.2 million  
**Total Measure B: \$30.5 million**  
**Total Measure BB: \$33.6 million**

**Special Transportation for Seniors and People with Disabilities:** Funds are allocated to support paratransit under the Americans with Disabilities Act (ADA) and other transportation programs for seniors and people with disabilities.

- Payments to local jurisdictions:  
 Measure B - \$13.0 million  
 Measure BB - \$13.1 million
- Grants: Measure B - \$0.6 million  
 Measure BB - \$0.5 million  
**Total Measure B: \$13.6 million**  
**Total Measure BB: \$13.6 million**

**Bicycle and Pedestrian Safety Funds:** All cities and the County receive these funds for bicycle and pedestrian plans, programs and capital projects.

- Payments to local jurisdictions:  
 Measure B - \$5.4 million  
 Measure BB - \$4.4 million
- Grants: Measure B - \$2.0 million  
**Total Measure B: \$7.4 million**  
**Total Measure BB: \$4.4 million**

**Other Measure BB Grants:** Funds are allocated for community development.

**Total Measure BB: \$1.0 million**

Notes:

<sup>1</sup> Transit operators include Alameda-Contra Costa Transit District (AC Transit), Altamont Corridor Express (ACE), Livermore Amador Valley Transit Authority (LAVTA), Union City Transit, San Francisco Bay Area Rapid Transit District (BART) and San Francisco Bay Area Water Emergency Transportation Authority (WETA).

<sup>2</sup> The 2000 Measure B Expenditure Plan specifies the following program allocations: local streets and roads (22.34%), mass transit (21.92%), special transportation for seniors and people with disabilities (10.45%), bicycle and pedestrian safety (5.00%) and transit center development (0.19%).

The 2014 Measure BB Expenditure Plan specifies the following program allocations: local streets and roads (20.00%), mass transit (23.81%), special transportation for seniors and people with disabilities (10.01%), bicycle and pedestrian safety (5.02%), affordable student transit pass (0.19%), community development investments (4.00%), freight and economic development (1.00%) and technology, innovation and development (1.00%).

See the FY2017-18 Program Compliance Report for data on expenditures by Measure B and Measure BB fund recipients: <https://www.alamedactc.org/news-publications/reports/>.

## Transportation Programs and Projects

The transportation programs and projects that Measure B and Measure BB fund are intended to expand access and improve mobility to foster a vibrant and livable environment for people in Alameda County.



Streetscape Improvements

**Programs:** Alameda CTC allocates approximately 60 percent of Measure B and 65 percent of Measure BB funds on a monthly basis by formula<sup>2</sup> to local jurisdictions and transit operators for ongoing maintenance, operations and small infrastructure or capital projects, and through competitive grants paid on a reimbursement basis.

**Projects:** Alameda CTC allocates approximately 40 percent of Measure B and 35 percent of Measure BB funds to specific capital projects (see pages 9-11).



# Measure B and Measure BB Funded Projects

In FY2017-18, Alameda CTC expended \$36.5 million of 2000 Measure B funds and \$36.0 million of 2014 Measure BB funds on capital projects for transportation infrastructure improvements, such as highway and transit improvements, local street and road enhancements, intermodal and other local projects.

In addition to the voter-approved 2000 Measure B capital projects, Alameda CTC added several projects approved by the Commission pursuant to the Expenditure Plan: the Vasco Road Safety Improvement Project from

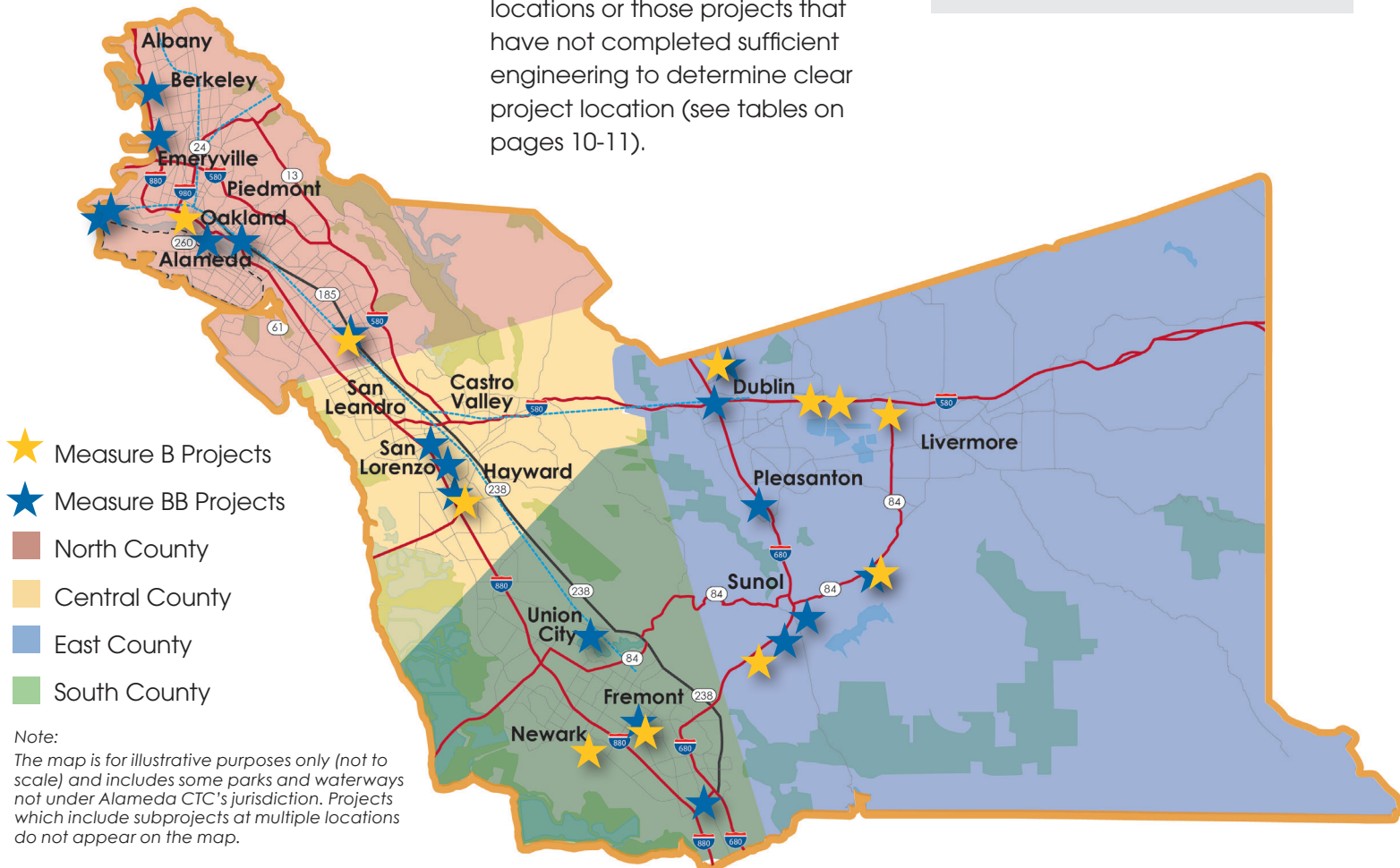
the Measure B Congestion Relief Emergency Fund in 2003, the I-80 Integrated Corridor Management Project in 2008, the I-880/23rd and 29th Avenues Interchanges and the Countywide Transportation Plan/Transportation Expenditure Plan in 2010, and the Studies for Congested Segments/Locations on the Congestion Management Program Network in 2011.

The map below highlights the location of Measure B (in yellow) and Measure BB (in blue) capital projects that were active during FY2017-18, except those projects that contain subprojects at various locations or those projects that have not completed sufficient engineering to determine clear project location (see tables on pages 10-11).

## FY2017-18 Active Projects

(Project status as of April 2019)

Alameda CTC's capital projects include 14 active 2000 Measure B and 32 active 2014 Measure BB capital projects in FY2017-18. For Measure B capital projects, 100 percent of the programmed funding has been allocated. Details for the capital projects active during FY2017-18 are provided in the charts on pages 10-11, including phase, schedule, funding commitments and project expenditures.



## FY2017-18 Measure B Active Projects

Current Phase <sup>1</sup>	2000 Measure B Project Name	County Area <sup>2</sup>	Construction Schedule <sup>3</sup>		Project Funding Sources <sup>4</sup> (\$ million)						Total Project Funding	FY17-18 Measure B Expenditures
			Begin	End	2000 Measure B	Federal	State	Regional	Local	Other		
Project Closeout	Isabel Avenue - Route 84/I-580 Interchange	E	Jan-9	Mar-12	25.1	11.3	44.4	0.0	32.4	0.0	113.2	0.0
Various	Altamont Commuter Express Rail <sup>5,6</sup>	S/E	Various	Various	13.2	123.1	155.3	0.0	182.6	0.0	474.2	0.9
Various	I-680 Sunol Express Lanes Improvements	S/E	Various	Various	35.2	29.9	28.9	0.0	48.0	120.0	262.0	23.2
Various	Emerging Projects (Congestion Relief Emergency Fund) <sup>5,6</sup>	N/E	Various	Various	11.0	18.0	240.9	13.5	37.0	0.0	320.4	1.4
Project Closeout	BART Warm Springs Extension	S	Sep-9	Mar-17	224.5	0.0	236.4	297.0	19.1	0.0	777.0	3.3
Construction	Downtown Oakland Streetscape Improvement	N	Sep-7	Dec-19	6.4	0.0	0.4	0.0	2.4	0.3	9.5	0.1
Project Closeout	I-580 Auxilliary Lanes	E	Various	Various	16.6	6.7	140.8	20.3	2.6	6.9	193.9	-0.1
Project Closeout	Route 92/Clawiter - Whitesell Interchange and Reliever Route	C	Mar-15	Feb-17	27.0	0.0	0.0	0.0	3.4	0.0	30.4	0.0
Construction	Route 84 Expressway	E	Various	Various	39.3	0.0	47.0	0.0	12.0	11.1	109.4	5.5
Construction	Iron Horse Transit Route	E	Jul-16	Jul-18	6.3	0.0	0.0	0.0	12.8	0.0	19.1	0.0
Design	East 14th St/ Hesperian Blvd/150th St Intersection Improvement	C	2020	2021	3.2	0.0	0.0	0.0	1.3	0.0	4.5	0.0
Environmental	I-880/Broadway-Jackson Interchange Improvements (Study Only)	N	2022	2025	8.1	0.0	0.0	0.0	0.0	0.0	8.1	2.4
Design	Dumbarton Corridor Improvements (Central Avenue Overpass) <sup>6</sup>	S	Sep-19	Sep-21	13.9	0.0	0.0	0.0	2.2	0.8	16.9	0.3
Project Closeout	I-580 Corridor/BART to Livermore Studies	E	TBD	TBD	39.7	8.5	5.8	123.7	11.0	1.7	190.4	0.0

**Measure B Notes:**  
(this page)

- <sup>1</sup> The phase and funding status are as of June 2018. The Project Closeout phase indicates construction is complete, and the project financial closeout is underway.
- <sup>2</sup> Project Planning Areas include C = Central County, E = East County, N = North County, S = South County.

- <sup>3</sup> Construction schedules shown are subject to change based on project delivery activities. Begin Construction date shown is typically the expected contract award date. End Construction date for BART capital projects is the point at which revenue service is estimated to begin.

- <sup>4</sup> The funding amounts shown for Measure B are allocated amounts. Non-Measure B funds are subject to change based on programming and allocation activities by the applicable governing agency.
- <sup>5</sup> Includes projects at multiple locations.
- <sup>6</sup> Not shown on the map on page 9.

**Measure BB Notes:**  
(next page)

- <sup>1</sup> The phase and funding status are as of June 2018.
- <sup>2</sup> Project Planning Areas include C = Central County, E = East County, N = North County, S = South County.
- <sup>3</sup> Construction schedules shown are subject to change based on project delivery activities. Begin Construction date shown is typically the expected contract award

- date. End Construction dates for BART or AC Transit capital projects reflect the point at which revenue service is estimated to begin.
- <sup>4</sup> The funding amounts shown for Measure BB are allocated amounts. Non-Measure BB funds are subject to change based on programming and allocation activities by the applicable governing agency.

- <sup>5</sup> Funding for discretionary projects reflects only the phase funded by Measure BB. Matching funds are as reported by sponsor at time of authorization and are subject to change.
- <sup>6</sup> Not shown on the map on page 9.
- <sup>7</sup> Includes projects at multiple locations.

More information about complete projects is available at: <https://www.alamedactc.org/projects/>.

## FY2017-18 Measure BB Active Projects

Current Phase <sup>1</sup>	2014 Measure BB Project Name	County Area <sup>2</sup>	Construction Schedule <sup>3</sup>		Project Funding Sources <sup>4</sup> (\$ million)						Total Project Funding	FY17-18 Measure BB Expenditures
			Begin	End	2014 Measure BB	Federal	State	Regional	Local	Other		
Construct	Route 84 Expressway - S Seg	E	Oct-15	Dec-18	10.0	0.0	47.0	0.0	48.4	0.0	105.4	0.4
Construct	I-880 North at 23rd and 29th	N	Jul-14	Jun-19	8.0	1.8	79.9	12.3	11.5	0.0	113.5	0.3
Construct	I-680 Sunol Express Lanes NB	S	Mar-18	Dec-20	40.0	0.0	58.6	0.0	136.9	0.0	235.5	0.9
Construct	Oakland Army Base Roadway Infrastructure Improvements <sup>5</sup>	N	Oct-13	Oct-18	41.0	0.0	0.0	0.0	0.0	137.6	178.6	6.0
Construct	Iron Horse Transit Route <sup>5</sup>	E	Jul-16	Aug-18	12.8	0.0	0.0	0.0	6.3	0.0	19.1	6.4
Construct	East Bay Bus Rapid Transit	N/C	Jan-15	Dec-19	10.0	81.4	13.6	60.6	17.0	0.0	182.6	1.9
Design	SR 84 Widening from South of Ruby Hill Drive to I-680 and SR 84/I-680 Interchange Improvements	E	Apr-21	Dec-23	30.5	0.0	0.0	0.0	15.9	82.1	128.5	4.9
Various	7th St Grade Sep/Port Arterial	N	Various	Various	53.0	11.6	8.0	0.0	0.0	0.0	72.6	6.8
Various	East Bay Greenway - Lake Merritt BART to South Hayward BART	N/C	Various	Various	3.5	2.6	0.0	0.0	0.0	0.0	6.1	1.1
Environ	I-80 Gilman Interchange	N	2020	2023	8.1	1.1	12.0	0.0	0.3	8.4	29.9	1.6
Environ	I-80 Ashby Interchange	N	2022	2024	9.2	0.0	0.0	0.0	0.0	0.0	9.2	0.2
Environ	Oakland/Alameda Access	N	2022	2025	0.0	0.0	0.0	0.0	8.1	0.0	8.1	0.0
Environ	Irvington BART Station	S	TBD	TBD	2.8	0.0	0.0	0.0	0.0	0.0	2.8	1.0
Environ	I-880 Interchange (Whipple Rd./ Industrial Parkway Southwest and Industrial Parkway)	C	TBD	TBD	11.3	0.0	0.0	0.0	0.0	0.0	11.3	1.0
Environ	I-680 HOV/HOT Lane - SR 84 and Alcosta	S	TBD	TBD	7.5	0.0	0.0	0.0	0.0	0.0	7.5	0.5
Scoping	Alameda County Rail Strategy	N/C/E/S	N/A	N/A	0.3	0.0	0.0	0.0	0.0	0.0	0.3	0.1
Scoping	I-580/I-680 Interchange	E	TBD	TBD	1.0	0.0	0.0	0.0	0.0	0.0	1.0	0.0
Scoping	I-880 NB HOV - A St to Hegenberger	C	TBD	TBD	0.1	0.0	0.0	0.0	0.0	0.0	0.1	0.0
Scoping	SR 262 (Mission Blvd) Connector	S	TBD	TBD	9.0	0.0	0.0	0.0	0.0	0.0	9.0	0.0
Scoping	San Pablo (SR 123) Multi-modal Corridor	N	TBD	TBD	4.0	0.0	0.0	0.0	0.0	0.0	4.0	0.8
Scoping	E 14th/Mission and Fremont Blvd Multi-modal Corridor	S	TBD	TBD	1.8	0.0	0.0	0.0	0.3	0.0	2.1	0.4
Scoping	I-580 Corridor Management	E	TBD	TBD	5.1	0.0	0.0	0.0	0.0	0.0	5.1	0.0
Scoping	I-880 Interchange (Winton Ave/A St)	C	TBD	TBD	5.3	0.0	0.0	0.0	0.0	0.0	5.3	0.0
Scoping	Grand/MacArthur BRT	N	TBD	TBD	0.1	0.0	0.0	0.0	0.0	0.0	0.1	0.0
Scoping	College/Broadway Corridor Transit	N	TBD	TBD	0.1	0.0	0.0	0.0	0.0	0.0	0.1	0.0
Scoping	Union City Intermodal Station	S	TBD	TBD	0.1	0.0	0.0	0.0	0.0	0.0	0.1	0.0
Scoping	Oakland Broadway Corridor Transit	N	TBD	TBD	0.6	0.0	0.3	0.0	0.0	0.0	0.9	0.0
Scoping	Alameda to Fruitvale BART Rapid Bus	N	TBD	TBD	1.4	0.0	0.0	0.0	0.8	0.0	2.2	0.0
Scoping	Bay Fair Connector/BART METRO	C	TBD	TBD	5.6	0.0	0.0	0.0	0.0	0.0	5.6	0.0
Various	Countywide Freight Corridors Program <sup>5, 6, 7</sup>	Various	Various	Various	4.0	0.0	0.0	0.0	0.0	0.0	4.0	0.0
Various	Congestion Relief, Local Bridge Seismic Safety Program <sup>5, 6, 7</sup>	Various	Various	Various	140.4	0.0	0.0	0.0	0.0	0.0	140.4	2.0
Various	Gap Closure on Three Major Trails <sup>5, 6, 7</sup>	Various	Various	Various	11.9	0.0	0.0	0.0	0.0	0.0	11.9	0.1

# Independent Watchdog Committee Findings

## FY2017-18

The Independent Watchdog Committee's role is to review 2000 Measure B expenditures and 2014 Measure BB expenditures and performance measures to determine if funding was spent in accordance with the applicable Transportation Expenditure Plan as approved by the voters of Alameda County. The IWC does not opine on other funds Alameda CTC manages and/or programs.

The IWC concludes that during FY2017-18, 2000 Measure B and 2014 Measure BB tax dollars were spent in accordance with the intent of the two measures, except as noted:

- The City of Albany has been non-compliant since FY2016-17, so the IWC is not able to determine if Measure B and Measure BB funds have been spent in accordance with the Expenditure Plans. The IWC recommends the Commission take appropriate action.
- In some instances, performance measures were not met.
- Performance measures for Measure BB should continue to be improved to provide more relevant data for monitoring.

The IWC believes opportunities for improvement remain.



Express Lanes



Accessible Transportation



Local Improvements

## How to Get Involved

Independent Watchdog Committee meetings are open to the public. If you are interested in vacancies on Alameda CTC's Bicycle and Pedestrian Advisory Committee (BPAC) and/or Paratransit Advisory and Planning Committee (PAPCO), inquire at the address or phone number at the bottom of this page.

## Additional Information

Additional information is available at [www.AlamedaCTC.org](http://www.AlamedaCTC.org) or at Alameda CTC's offices at 1111 Broadway, Suite 800, Oakland, CA, 94607, including the 2000 Measure B Expenditure Plan, the 2014 Measure BB Expenditure Plan, this annual report, agency compliance audits and reports and Comprehensive Annual Financial Reports. In addition, Chinese and Spanish interpreters and sign language interpretation services are available upon request. Please contact Alameda CTC at 510.208.7400 or [contact@alamedactc.org](mailto:contact@alamedactc.org) at least 5 days prior to the meeting you wish to attend to schedule an interpreter. Contact your local jurisdiction for information on Measure B or Measure BB funded projects and programs or visit <https://www.alamedactc.org/about-us/partners/>. For more information, email the IWC at [IndependentWatchdog@alamedactc.org](mailto:IndependentWatchdog@alamedactc.org).

