

19th Annual Independent Watchdog Committee Report to the Public FY2019-20

Table of Contents

- Measure B and Measure BB Sales Tax Activities 1
- Summary of Expenditures . . . 1
- Financials At-a-Glance 2
- Independent Watchdog Committee Activities 6
- Measure B and Measure BB Funded Programs and Projects 8
- FY2019-20 IWC Findings . . . 12

The IWC concludes that 2000 Measure B and 2014 Measure BB tax dollars were spent in accordance with the intent of the two measures during FY2019-20, **except as noted on the last page.** However, opportunities for improvement remain.

Measure B and Measure BB Sales Tax Activities

In November 2000, Alameda County voters approved Measure B, which extended the County’s 1986 half-cent transportation sales tax to 2022 and set forth a 20-year Expenditure Plan to enhance the County’s transportation system. 2000 Measure B also established a Citizens Watchdog Committee (CWC) to review all Measure B expenditures for compliance with the Expenditure Plan.

In November 2014, Alameda County voters approved Measure BB, which increased the County’s half-cent transportation sales tax to one full cent, extended the tax through 2045 and set forth a 30-year Expenditure Plan for essential transportation improvements in every city throughout the County.

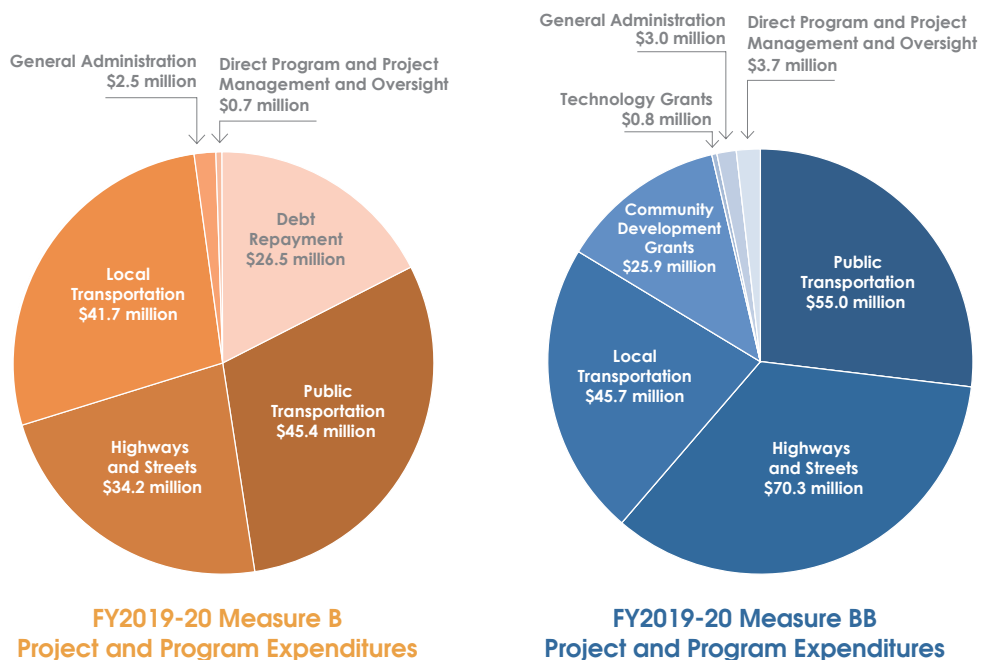
The 2014 Measure BB established an Independent Watchdog Committee (IWC) that reports its findings annually to the public to ensure appropriate use of sales tax funds and provides oversight by reviewing Measure B expenditures and Measure BB expenditures and performance measures. The IWC replaced and assumed responsibility for CWC activities in July 2015. The IWC does not opine on other funds the Alameda CTC manages and/or programs. This 19th annual report reviews expenditures and IWC activities during the fiscal year ended June 30, 2020 (FY2019-20).

SUMMARY OF

Revenues and Expenditures

The Alameda County Transportation Commission (Alameda CTC) is responsible for administering the Measure B and Measure BB transportation sales tax measures. In FY2019-20, Measure B revenues for Alameda CTC totaled \$155.4 million, and audited expenditures totaled \$151.0 million. Measure BB revenues totaled \$154.9 million, and audited expenditures totaled \$204.4 million in FY2019-20.¹

¹ Measure BB utilized sales tax funds received in prior years to pay for expenditures.



Financials At-a-Glance

THE IWC REVIEWS ALAMEDA CTC 2000 MEASURE B AND 2014 MEASURE BB EXPENDITURES, which are primarily for transportation projects and programs. These include direct local distributions (DLDs) and discretionary grants to jurisdictions that fund four main programs: local streets and roads, mass transit, paratransit, and bicycle and pedestrian safety. These expenditures also include general administration, and all are subject to an independent audit.

Alameda CTC's Comprehensive Annual Financial Report ("Audit") for the year ended June 30, 2020 is available here: https://www.alamedactc.org/wp-content/uploads/2020/11/Alameda_CTC_FY19-20_CAFR.pdf.



Measure B Expenditures

In FY2019-20, audited expenditures on Measure B programs, projects and administration totaled \$151.0 million. Alameda CTC expended \$34.8 million on capital projects, \$81.5 million on DLDs, \$26.5 million on debt repayment, \$5.0 million on discretionary grants, \$2.5 million on general administration and \$0.7 million on direct program and project management and oversight. The revenues available for projects and programs are allocated at a rate of approximately 60 percent to programs and 40 percent to capital projects. The revenues will be allocated over the life of the program to ultimately achieve the percentage split indicated in the Measure B Expenditure Plan (see note on page 3).

Alameda CTC issued \$137.1 million of Measure B Sales Tax Revenue Bonds in March 2014 to bridge a short-term funding gap that existed while many large capital projects in the Expenditure Plan were being completed. Repayment of the debt was deferred until March 2017, when the first principal payment was made. In FY2019-20 the bonds incurred \$26.5 million of costs (principal and interest) related to annual debt repayment and will continue to incur this same amount each fiscal year until the last bond matures in March 2022. More details related to the debt are in the official statement: https://www.alamedactc.org/wp-content/uploads/2018/11/Series2014_SalesTaxRevenueBonds_Official_Statement.pdf

Alameda CTC FY2019-20 Audited Measure B Expenditures

(\$ in millions rounded)

Public Transit	\$45.4
Direct Local Distributions - Transit Service	\$30.7
Direct Local Distributions - Paratransit	13.1
Express Bus Grants	0.2
Paratransit Grants	0.8
Public Transit Capital Projects	0.6
Highways and Streets Capital Projects	34.2
Local Transportation	41.7
Direct Local Distributions - Local Streets and Roads	32.3
Direct Local Distributions - Bicycle and Pedestrian	5.4
Bicycle and Pedestrian Grants	4.0
Transit Center Development Grants	-
Local Transportation Capital Projects	-
General Administration	2.5
Direct Program and Project Management and Oversight	0.7
Debt Repayment	26.5
Total:	\$151.0

Measure BB Expenditures

In FY2019-20, audited expenditures on Measure BB programs, projects, and administration totaled \$204.4 million. Alameda CTC expended \$90.9 million on capital projects, \$78.8 million on DLDs, \$28.0 million on discretionary grants, \$3.0 million on general administration and \$3.7 million on direct program and project management and oversight. The revenues available for projects and programs are allocated at a rate of approximately 65 percent to programs and 35 percent to capital projects. The revenues will be allocated over the life of the program to ultimately achieve the percentage split indicated in the Measure BB Expenditure Plan (see note to right of table).

Alameda CTC FY2019-20 Audited Measure BB Expenditures

(\$ in millions rounded)

Public Transit		\$55.0
Direct Local Distributions - Transit Service	\$31.7	
Direct Local Distributions - Paratransit	13.3	
Transit Operations, Maintenance, and Safety	0.7	
Paratransit Grants	0.3	
Public Transit Capital Projects	9.0	
Highways and Streets Capital Projects		70.3
Local Transportation		45.7
Direct Local Distributions - Local Streets and Roads	29.4	
Direct Local Distributions - Bicycle and Pedestrian	4.4	
Bicycle and Pedestrian Grants	0.3	
Local Transportation Capital Projects	11.6	
Freight and Economic Development Grants		-
Community Development Grants		25.9
Technology Grants		0.8
General Administration		3.0
Direct Program and Project Management and Oversight		3.7
Total:		\$204.4



Note on tables on pages 2-3: In accordance with the 2000 Measure B Expenditure Plan and 2014 Measure BB Expenditure Plan, Alameda CTC allocates funds for specific capital projects, such as highway improvements or transit projects, and other transportation grants (paid on a reimbursement basis), and distributes funds for local streets and roads maintenance, mass transit, paratransit, and bicycle and pedestrian safety programs on a monthly, formula basis to the cities, the County and transit operators. Refer to note 2 on page 8 for the program allocation percentage split.



Measure B and Measure BB recipients are required to provide audited financial statements and compliance reports to document revenues received (including interest) and expenditures incurred each fiscal year.

FY2019-20 Measure B Direct Local Distributions (DLDs) for All Programs

Program compliance reports submitted by Measure B DLD fund recipients reported \$84.9 million in expenditures during FY2019-20. (See table below for details by recipient.) For more information about DLD Program expenditures and fund balances, see: https://www.alamedactc.org/wp-content/uploads/2021/06/8.2_COMM_DLD_Program_Compliance_FY19-20_Presentation_20210624.pdf

Agency/Jurisdiction ¹	Bike/Ped	Local Streets	Transit	Paratransit	Total Measure B
AC Transit	\$0	\$0	\$25,299,709	\$6,057,883	\$31,357,592
BART	\$0	\$0	\$0	\$2,155,525	\$2,155,525
LAVTA	\$0	\$0	\$998,196	\$185,448	\$1,183,644
WETA	\$0	\$0	\$3,026,186	\$0	\$3,026,186
ACE	\$0	\$0	\$3,157,996	\$0	\$3,157,996
ACPWA	\$5,326,256	\$436,926	\$0	\$0	\$5,763,182
City of Alameda	\$251,029	\$2,109,308	\$0	\$334,719	\$2,695,056
City of Albany	\$24,809	\$214,878	\$0	\$22,957	\$262,644
City of Berkeley	\$321,156	\$4,004,164	\$0	\$455,244	\$4,780,564
City of Dublin ²	\$327,463	\$822,068	\$0	\$0	\$1,149,531
City of Emeryville	\$5,554	\$4,988	\$0	\$16,333	\$26,875
City of Fremont	\$1,416,281	\$3,969,065	\$0	\$1,158,375	\$6,543,721
City of Hayward	\$1,036,326	\$1,083,867	\$0	\$1,027,205	\$3,147,398
City of Livermore ²	\$291,003	\$1,769,073	\$0	\$0	\$2,060,076
City of Newark	\$100,000	\$872,254	\$0	\$163,008	\$1,135,262
City of Oakland	\$904,901	\$9,550,431	\$0	\$1,510,688	\$11,966,020
City of Piedmont ²	\$50,253	\$553,858	\$0	\$0	\$604,110
City of Pleasanton	\$154,104	\$1,155,257	\$0	\$118,350	\$1,427,711
City of San Leandro	\$244,597	\$982,140	\$0	\$276,400	\$1,503,137
City of Union City	\$18,465	\$85,248	\$491,865	\$366,281	\$961,859
Total	\$10,472,197	\$27,613,525	\$32,973,952	\$13,848,416	\$84,908,089

¹ This table reflects total Measure B funds reported by agency/jurisdiction. Revenue and expenditure figures may vary due to rounding.

² These communities receive paratransit services through an adjoining jurisdiction.



FY2019-20 Measure BB Direct Local Distributions (DLDs) for All Programs

Measure BB DLD fund recipients reported \$77.4 million in expenditures during FY2019-20. (See table below for details by recipient.) For more information about DLD Program expenditures and fund balances, see:

https://www.alamedactc.org/wp-content/uploads/2021/06/8.2_COMM_DLD_Program_Compliance_FY19-20_Presentation_20210624.pdf

Agency/Jurisdiction ¹	Bike/Ped	Local Streets	Transit	Paratransit	Total Expenditures
AC Transit	\$0	\$0	\$27,991,534	\$6,700,101	\$34,691,635
BART	\$0	\$0	\$736,134	\$2,208,402	\$2,944,536
LAVTA	\$0	\$0	\$736,134	\$341,602	\$1,077,736
WETA	\$0	\$0	\$546,014	\$0	\$546,014
ACE	\$0	\$0	\$1,481,821	\$0	\$1,481,821
ACPWA	\$4,954,362	\$1,512,305	\$0	\$0	\$6,466,667
City of Alameda	\$277,705	\$639,786	\$0	\$359,105	\$1,276,596
City of Albany	\$0	\$239,483	\$0	\$36,780	\$276,263
City of Berkeley	\$358,460	\$3,881,395	\$0	\$142,166	\$4,382,021
City of Dublin ²	\$181,041	\$354,100	\$0	\$0	\$535,141
City of Emeryville	\$90,411	\$12,908	\$0	\$32,392	\$135,711
City of Fremont	\$843,619	\$3,509,897	\$0	\$271,347	\$4,624,863
City of Hayward	\$875,278	\$936,987	\$0	\$3,260	\$1,815,525
City of Livermore ²	\$175,496	\$1,501,814	\$0	\$0	\$1,677,310
City of Newark	\$106,000	\$176,585	\$0	\$7,000	\$289,585
City of Oakland	\$1,015,990	\$7,677,377	\$0	\$1,151,616	\$9,844,983
City of Piedmont ²	\$63,903	\$627,027	\$0	\$0	\$690,929
City of Pleasanton	\$63,237	\$1,145,000	\$0	\$207,547	\$1,415,784
City of San Leandro	\$110,566	\$2,287,376	\$0	\$132,226	\$2,530,168
City of Union City	\$59,598	\$30,802	\$368,067	\$226,191	\$684,658
Total	\$9,175,666	\$24,532,841	\$31,859,704	\$11,819,735	\$77,387,945

¹ This table reflects total Measure BB funds reported by agency/jurisdiction. Revenue and expenditure figures may vary due to rounding.

² These communities receive paratransit services through an adjoining jurisdiction.

Performance Measures for DLD Recipients' Projects and Programs

On an annual basis, Measure B and Measure BB recipients are required to document expenditures and include a description of the accomplishments made with the DLD investment. Recipients also are required to report how specific performance measures were met. According to the Measure BB expenditure plan, "... the Independent Watchdog Committee will

review the performance and benefit of projects and programs based on performance criteria established by Alameda CTC." The IWC began monitoring Measure BB performance measures during its review of FY2016-17 DLD expenditures and will continue to make recommendations to the Commission for future years.

Independent Watchdog Committee Activities

The Independent Watchdog Committee (IWC) reports directly to the public and provides oversight by reviewing Alameda CTC Measure B expenditures and Measure BB expenditures and performance measures. The IWC meets at least four times a year as a full committee and convenes subcommittees as needed. IWC members are Alameda County residents who are not elected officials at any level of government, nor individuals in a position to benefit personally in any way from the sales tax. IWC members performed the following activities from July 1, 2019 through June 30, 2020.

- **Ongoing Programs and Capital Projects Monitoring:** The IWC monitors specific programs, capital projects and issues of concern.
- **Review of Independent Audit of Alameda CTC:** The IWC reviews the independent auditor's plan for the audit before it begins and reviews the draft audited Comprehensive Annual Financial Report regarding Measure B and Measure BB revenues and expenditures.

- **Audit and Compliance Report Review:** The IWC members review audited financial statements and compliance reports, including performance measures, received from Measure B and Measure BB direct local distribution (DLD) recipients to ensure expenditures comply with the requirements in the applicable Expenditure Plan. DLD recipients' audited financial statements and compliance reports are available at <https://www.alamedactc.org/funding/compliance-reports/>.
- **Issues Identification Process:** IWC members may request and receive information from DLD recipients and/or Alameda CTC staff if they have concerns regarding Measure B and Measure BB expenditures. The committee may also review issues regarding Measure B and Measure BB expenditures identified by the public.

July 2019 Potential Request for "Re-Allocation" of Measure BB Funds

- **BART to Livermore:** A member submitted an informational item about a possible amendment to the Measure BB Transportation


Expenditure Plan (TEP) to transfer \$400 million from the BART to Livermore project to the Valley Link Rail project. In 2018, the BART Board decided not to pursue this funding for their project. Staff noted that Alameda CTC has written procedures in compliance with the TEP regarding the requirements to initiate a TEP amendment and will confer with legal counsel throughout the amendment process.

July 2019 City of Oakland Local Streets and Roads (LSR) Performance:

A member expressed concern that in FY2018-19 the City of Oakland spent \$2.1 million on staff planning and scoping work, yet its pavement condition index did not improve. In November 2019, a representative from the City of Oakland gave a presentation to IWC members on the City's Measure B and Measure BB LSR implementation plan, staffing and administration costs, and DLD fund balances.

July 2019 Performance Measure Information for the Public: A member requested that the IWC consider recommending to

IWC Annual Report to the Public Timeline:



IWC Members

Alameda CTC that it provide “more inclusive” performance measure information to voters, taxpayers, transportation system users and residents. A motion was made to create a subcommittee to make a recommendation to the Commission to update Alameda CTC’s performance measures; however, the motion did not pass.

- **Annual Report to the Public:** Each year, the IWC establishes a subcommittee to develop the annual report to the public regarding Measure B and Measure BB expenditures and to discuss distribution and outreach for the annual report (timeline below).



Steven Jones, Chair ♦
Alameda County Mayors’ Conference, District 1




Murphy McCalley, Vice Chair
Supervisor Nate Miley, District 4



Keith Brown
Alameda Labor Council, AFL-CIO



Curtis Buckley
Bike East Bay



Oscar Dominguez
East Bay Economic Development Alliance



Alfred Exner+
Alameda County Mayors’ Conference, District 4



Ed Hernandez+
Alameda County Mayors’ Conference, District 3



Glenn Naté
Supervisor Richard Valle, District 2



Patrisha Piras
“Watch Dog”
Sierra Club



Carmen Rivera-Hendrickson ♦
Paratransit Advisory and Planning Committee



Thomas Rubin
Alameda County Taxpayers Association



Karina Ryan ♦
League of Women Voters



Carl Tilchen*
Alameda County Former Supervisor Scott Haggerty, District 1



Esther Waltz+
Paratransit Advisory and Planning Committee



Hale Zukas
Supervisor Keith Carson, District 5

♦ Members who resigned during or after the reporting period.
* Members who joined the committee during this reporting period.
+ Members who joined the committee after the reporting period.

APR / MAY

IWC Annual Report
Subcommittee Meets to
Develop Annual Report

JUN

Summary of
Compliance Reports
and Findings
Released

JUL

IWC Annual Report
Public Hearing and
Approval

AUG

IWC Annual Report
Published and
Available to the Public

Measure B and Measure BB Funded Programs

In FY2019-20, Alameda CTC expended \$86.5 million in Measure B funds and \$106.8 million in Measure BB funds on programs as defined below.

Local Streets and Roads: All cities and the County receive allocations for local transportation improvements, including street maintenance and repairs. Jurisdictions use these flexible Measure B and Measure BB funds to meet their locally determined transportation priorities.

- Payments to jurisdictions:
Total Measure B: \$32.3 million
Total Measure BB: \$29.4 million

Mass Transit: Transit systems ACE, AC Transit, BART, LAVTA, Union City Transit and WETA receive allocations for operations and/or maintenance.¹

- Payments to local transit operators:
 Measure B - \$30.7 million

Measure BB - \$31.7 million

- Grants: Measure B - \$0.2 million
 Measure BB - \$0.7 million

Total Measure B: \$30.9 million
Total Measure BB: \$32.4 million

Special Transportation for Seniors and People with Disabilities: Funds are allocated to support paratransit under the Americans with Disabilities Act (ADA) and other transportation programs for seniors and people with disabilities.

- Payments to local jurisdictions:
 Measure B - \$13.1 million
 Measure BB - \$13.3 million
- Grants: Measure B - \$0.8 million
 Measure BB - \$0.3 million

Total Measure B: \$13.9 million
Total Measure BB: \$13.6 million

Bicycle and Pedestrian Safety Funds:

All cities and the County receive these funds for bicycle and pedestrian plans, programs and capital projects.

- Payments to local jurisdictions:
 Measure B - \$5.4 million
 Measure BB - \$4.4 million
 - Grants: Measure B - \$4.0 million
 Measure BB - \$0.3 million
- Total Measure B: \$9.4 million**
Total Measure BB: \$4.7 million

Other Measure BB Grants:

Funds are allocated for freight and economic development, community development and technology projects.

Total Measure BB: \$26.7 million

¹ Transit operators include Alameda-Contra Costa Transit District (AC Transit), Altamont Corridor Express (ACE), Livermore Amador Valley Transit Authority (LAVTA), Union City Transit, San Francisco Bay Area Rapid Transit District (BART) and San Francisco Bay Area Water Emergency Transportation Authority (WETA).

² The 2000 Measure B Expenditure Plan specifies the following program allocations: local streets and roads (22.34%), mass transit (21.92%), special transportation for seniors and people with disabilities (10.45%), bicycle and pedestrian safety (5.00%) and transit center development (0.19%).

The 2014 Measure BB Expenditure Plan specifies the following program allocations: local streets and roads (20.00%), mass transit (23.81%), special transportation for seniors and people with disabilities (10.01%), bicycle and pedestrian safety (5.02%), affordable student transit pass (0.19%), community development investments (4.00%), freight and economic development (1.00%) and technology, innovation and development (1.00%).

See the FY2019-20 Program Compliance Report for data on expenditures by Measure B and Measure BB fund recipients: <https://www.alamedactc.org/news-publications/reports/>.

Transportation Programs and Projects

The transportation programs and projects that Measure B and Measure BB fund are intended to expand access and improve mobility to foster a vibrant and livable environment for people in Alameda County.

Programs: Alameda CTC allocates approximately 60 percent of Measure B and 65 percent of Measure BB funds on a monthly basis by formula² to local jurisdictions and transit operators for ongoing maintenance, operations and small infrastructure or capital projects, and through competitive grants paid on a reimbursement basis.

Projects: Alameda CTC allocates approximately 40 percent of Measure B and 35 percent of Measure BB funds to specific capital projects (see pages 9-11).



Measure B and Measure BB Funded Projects

In FY2019-20, Alameda CTC expended \$34.8 million of 2000 Measure B funds and \$90.9 million of 2014 Measure BB funds on capital projects for transportation infrastructure improvements, such as BART rail modernization and improvements, express lanes, highway and transit improvements, local street and road enhancements, intermodal projects and other local projects.

In addition to the voter-approved 2000 Measure B capital projects, Alameda CTC added several projects approved by the Commission pursuant to the Expenditure Plan: the Vasco Road Safety Improvement Project from the Measure B Congestion Relief Emergency Fund in 2003, the I-80 Integrated Corridor Management Project in 2008, the I-880/23rd and

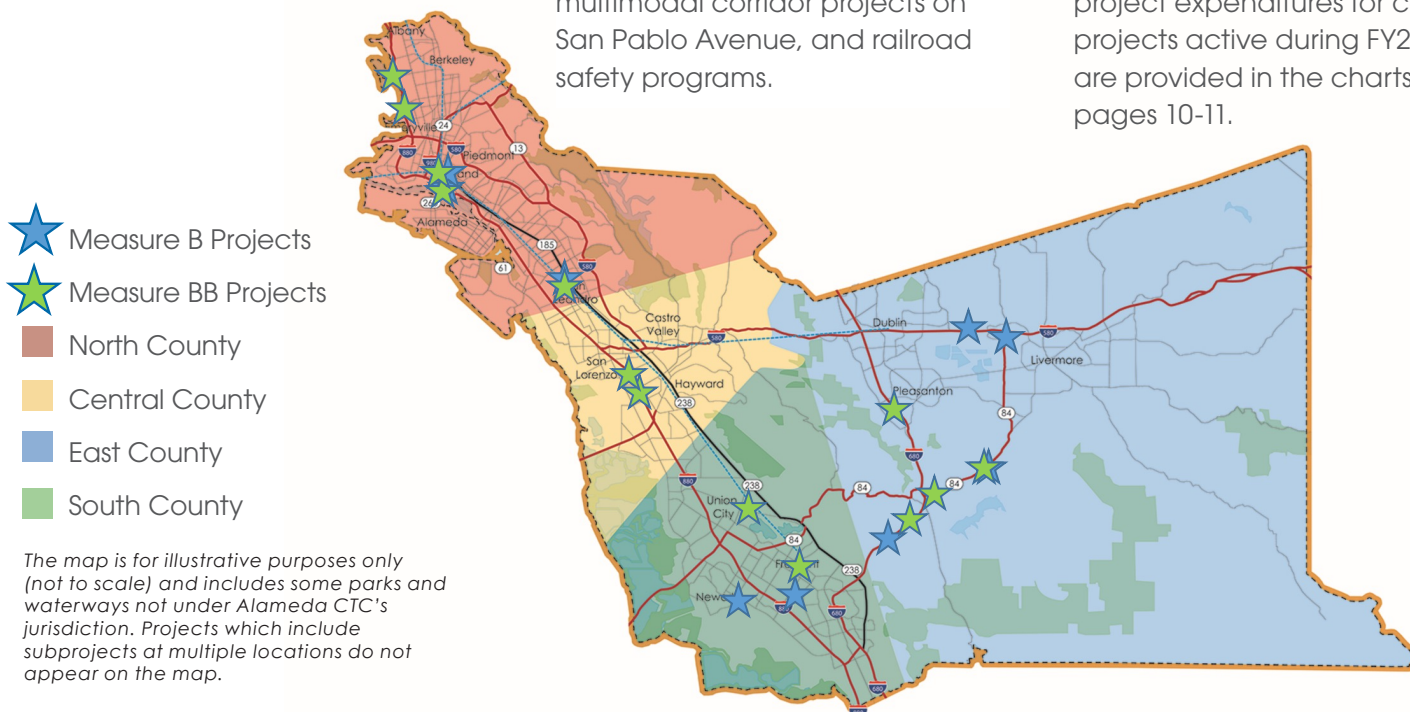
29th Avenues Interchanges and the Countywide Transportation Plan/Transportation Expenditure Plan in 2010, and the Studies for Congested Segments/Locations on the Congestion Management Program Network in 2011.

The 2014 Measure BB Expenditure Plan includes a combination of specifically named capital projects and discretionary programs. The named capital projects are primarily large-scale infrastructure improvements to freeway corridors, interchanges, the BART system, and transit corridors. The discretionary programs fund a diverse pool of projects that vary by type, size, and locations. Examples of large-scale capital improvements funded by the discretionary programs include the GoPort Program at the Port of Oakland, multimodal corridor projects on San Pablo Avenue, and railroad safety programs.

The map below highlights the location of Measure B and Measure BB capital projects that were active during FY2019-20, except those projects that contain subprojects at various locations or those projects that have not completed sufficient engineering to determine clear project location (see charts on pages 10-11).

FY2019-20 Active Projects (Project status as of June 2021)

Alameda CTC’s capital projects include 11 active 2000 Measure B and 28 active 2014 Measure BB capital and discretionary programs in FY2019-20. **100 percent of the programmed funding for Measure B capital projects has been allocated, of which 96.4 percent has been expended.** Project funding commitments and project expenditures for capital projects active during FY2019-20 are provided in the charts on pages 10-11.



FY2019-20 Measure B Active Projects

Implementing Agency	Current Phase ¹	2000 Measure B Project Name	Planning Area ²	2000 Measure B Commitment/Allocated (\$ million)	FY19-20 Measure B Expenditures (\$ million)
Caltrans/Livermore	Project Closeout	Isabel Avenue - Route 84/I-580 Interchange	E	26.5	0.0
BART	Project Closeout	BART Warm Springs Extension	S	224.4	0.0
San Leandro	Design	East 14th St/Hesperian Blvd/150th Street Intersection Improvement	C	3.2	0.0
SJRRRC/Alameda CTC	Various	Altamont Commuter Express Rail ^{3, 4}	S/E	13.2	0.3
Oakland	Various	Downtown Oakland Streetscape Improvement	N	6.4	0.0
Caltrans/Alameda CTC	Various	I-680 Sunol Express Lanes Improvements ^{5, 6}	S/E	155.2	34.1
Multiple	Various	Emerging Projects (Congestion Relief Emergency Fund) ^{3, 4}	N/E	10.3	0.2
Caltrans/Alameda CTC	Various	Route 84 Expressway ⁵	E	96.5	-0.2
Newark	Various	Dumbarton Corridor Improvements (Central Avenue Overpass)	S	19.4	0.0
Alameda CTC	N/A	I-880/Broadway-Jackson Interchange Improvements (Study Only) ⁶	N	8.1	0.2
BART/Alameda CTC	N/A	I-580 Corridor/BART to Livermore Studies	E	41.8	0.4

Measure B Notes:

¹ Project phase is as of April 2021. The Project Closeout phase indicates construction is complete, and the project financial closeout is underway.

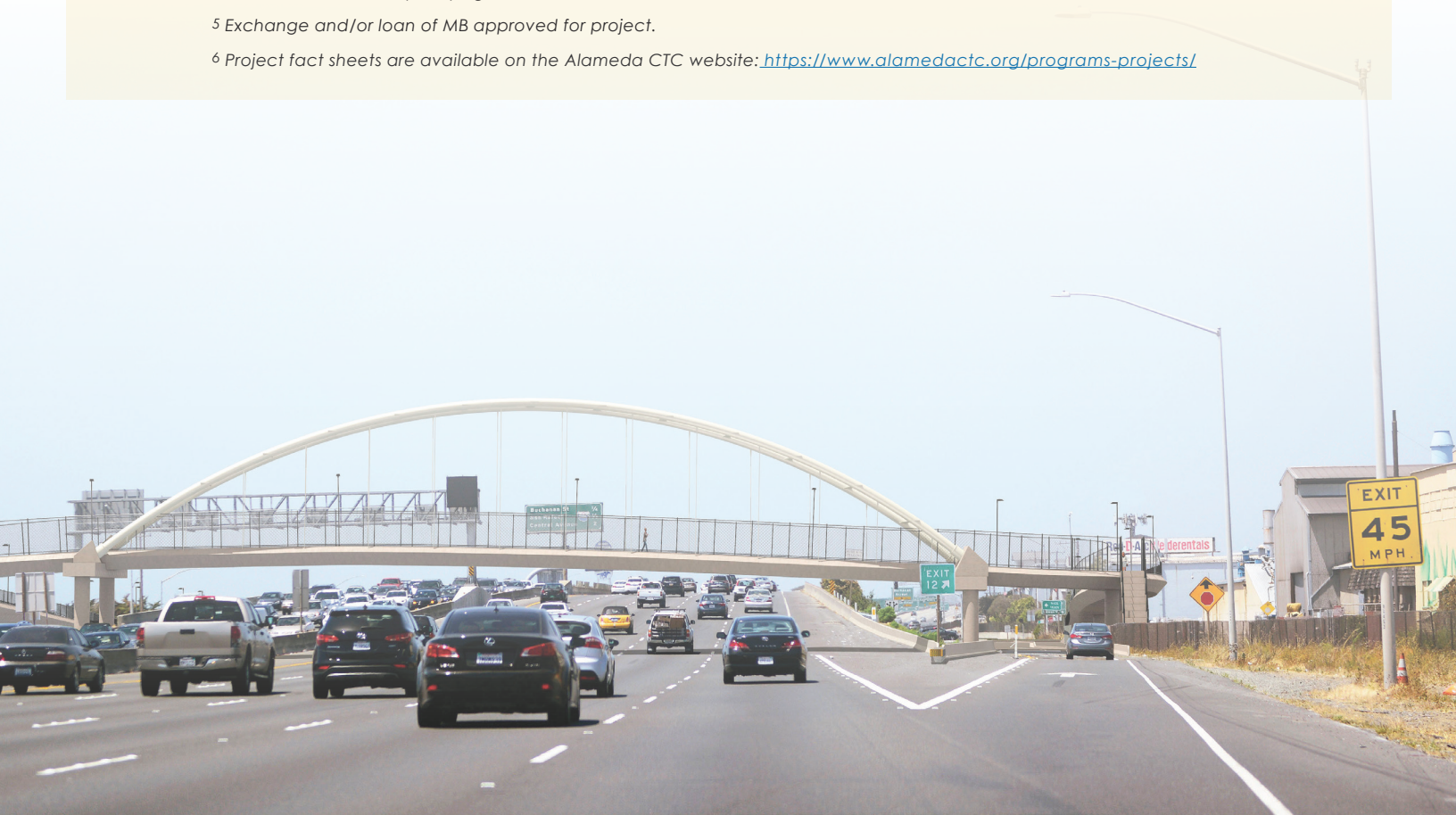
² Project Planning Areas include C = Central County, E = East County, N = North County, S = South County.

³ Includes projects at multiple locations.

⁴ Not shown on the map on page 9.

⁵ Exchange and/or loan of MB approved for project.

⁶ Project fact sheets are available on the Alameda CTC website: <https://www.alamedactc.org/programs-projects/>



FY2019-20 Measure BB Active Projects

ID	Implementing Agency	Program	2014 Measure BB Project/Discretionary Program Name	Planning Area ¹	Total Measure BB Commitment (\$ million)	Total Amount Allocated To Date (\$ million)	FY19-20 Measure BB Expenditures (\$ million)
13	AC Transit	Capital	Telegraph Ave/East 14th/International Blvd Project ⁴	N/C	10.0	10.0	5.1
14	Alameda	Capital	Alameda to Fruitvale BART Rapid Bus ⁴	N	9.0	1.4	0.0
15	AC Transit	Capital	Grand/MacArthur BRT ⁴	N	6.0	0.1	0.0
16	AC Transit	Capital	College/Broadway Corridor Transit Priority ⁴	N	10.0	0.1	0.0
17	BART/Fremont	Capital	Irvington BART Station	S	120.0	19.2	2.7
18	BART	Capital	Bay Fair Connector/BART METRO	C	100.0	5.6	0.0
19	BART	Capital	BART Station Modernization and Capacity Program	VAR	90.0	10.0	1.2
20	TVSJVRRA	Capital	Valley Link ^{4,6}	E	400.0	0.0	0.0
21	Multiple	Discretionary	Dumbarton Corridor Area Transportation Improvements ⁴	S	120.0	17.1	4.2
22	Union City	Capital	Union City Intermodal Station	S	75.0	0.1	0.0
23	Multiple	Discretionary	Railroad Corridor Right of Way Preservation and Track Improvements ⁴	VAR	110.0	0.0	0.0
24	Oakland	Capital	Oakland Broadway Corridor Transit	N	10.0	4.7	0.8
25	CCJPA	Capital	Capitol Corridor Service Expansion ⁴	VAR	40.0	0.0	0.0
26	Multiple	Discretionary	Congestion Relief, Local Bridge Seismic Safety ⁴	VAR	639.0	189.9	40.3
27	Multiple	Discretionary	Countywide Freight Corridors ⁴	VAR	161.0	119.0	12.8
29	Caltrans/ Alameda CTC	Capital	I-80 Gilman Street Interchange Improvements ^{3,5}	N	24.0	12.0	3.6
30	Alameda CTC	Capital	I-80 Ashby Interchange Improvements ⁵	N	52.0	9.6	1.6
31	Caltrans/ Alameda CTC	Capital	SR-84/I-680 Interchange and SR-84 Widening ⁵	E	122.0	122.0	8.9
32	Caltrans/ Alameda CTC	Capital	SR-84 Expressway Widening (Pigeon Pass to Jack London) ⁵	E	10.0	10.0	0.0
33	Alameda CTC	Capital	I-580/I-680 Interchange Improvements	E	20.0	0.0	0.0
34	Multiple	Capital	I-580 Local Interchange Improvement Program ⁴	E	28.0	1.4	0.0
35	Caltrans/ Alameda CTC	Capital	I-680 HOT/HOV Lane from SR-237 to Alcosta	S/E	60.0	60.0	3.0
36	Alameda CTC	Capital	I-880 NB HOV/HOT Extension from A Street to Hegenberger	C	20.0	0.0	0.0
37	Multiple	Capital	I-880 Broadway/Jackson Multimodal Transportation and Circulation Improvements ⁵	N	75.0	6.6	3.1
38	Caltrans/ Alameda CTC	Capital	I-880 Whipple Road/Industrial Parkway Southwest Interchange Improvements ⁵	C	60.0	10.8	0.6
39	Caltrans/ Alameda CTC	Capital	I-880 Industrial Parkway Interchange Improvements ⁵	C	44.0	10.7	0.6
40	Multiple	Capital	I-880 Local Access and Safety Improvements ⁴	VAR	85.0	32.3	2.5
42	Multiple	Discretionary	Gap Closure on Three Major Trails ⁴	VAR	264.0	20.1	0.9

Measure BB Notes:

¹ Project Planning Areas include C = Central County, E = East County, N = North County, S = South County.

² The funding status is as of May 2021.

³ Exchange of Measure BB funds approved for project.

⁴ Not shown on the map on page 9.

⁵ Additional project information is available on the Alameda CTC website: <https://www.alamedactc.org/programs-projects/>

⁶ Based on 2014 Measure BB Expenditure Plan amendment in September 2020.



Independent Watchdog Committee Findings

FY2019-20 The Independent Watchdog Committee acknowledges that the last quarter of FY2019-20 was marked by the onset of the Coronavirus 2019 (COVID-19) pandemic with the resulting statewide “lockdown.” This impacted community life and public agencies’ planning, implementation and public meeting activities throughout most of FY2020-21.

The IWC is required to evaluate the performance and benefits of the Measure BB DLD programs against performance measures adopted by Alameda CTC, which vary depending on the program (i.e., transit, paratransit, etc.). Based on data submitted as an annual “snapshot” by DLD recipients, we do not believe that a determination can be made of the performance of the Measure BB programs for FY2019-20. In several instances, performance measurement and/or data provided are not sufficient to ascertain the impact of Measure BB expenditures. Measure BB recipients rarely document the leveraging of other fund sources. Further, the adopted performance measures should be reviewed to identify additional measures of public benefit.

Recommendation: Periodically (every 3-5 years), engage an independent party to conduct a comprehensive, yet not costly, analysis of the Measure BB DLD program performance. In response to the IWC’s initial requests, Alameda CTC staff compiled a preliminary summary of performance trends by jurisdiction and program. As one example, several cities’ local streets and roads program have consistently fallen short of the adopted Pavement Condition Index; we believe this data and other such data should continue to be made public through a regular report to the Commission.

How to Get Involved

All Alameda CTC advisory committee meetings, including Independent Watchdog Committee meetings are open to the public. Chinese and Spanish interpreters and sign language interpretation services are available upon request. Please contact Alameda CTC at 510.208.7400 or contact@alamedactc.org to schedule an interpreter at least 5 days prior to the meeting you wish to attend, or if you are interested in vacancies on Alameda CTC’s Bicycle and Pedestrian Advisory Committee (BPAC) and/ or Paratransit Advisory and Planning Committee (PAPCO).

Additional Information

Additional information is available at www.AlamedaCTC.org or at Alameda CTC’s offices at 1111 Broadway, Suite 800, Oakland, CA, 94607, including the 2000 Measure B Expenditure Plan, the 2014 Measure BB Expenditure Plan, this annual report, agency compliance audits and reports, and Annual Financial Reports. Contact your local jurisdiction for information on Measure B or Measure BB funded projects and programs or visit <https://www.alamedactc.org/about-us/partners/>. For more information, email the IWC at IndependentWatchdog@alamedactc.org.

