



# 22nd Annual Independent Watchdog Committee Report to the Public FY2022-23

## Table of Contents

- Measure B and Measure BB Sales Tax Activities . . . . . 1
- Summary of Expenditures . . . 1
- FY2022-23 IWC Findings . . . 2**
- Links . . . . . 2
- Key Acronyms . . . . . 2
- Financials At-a-Glance . . . . 3
- Named Capital Projects Funded by Measures B and BB . . . . . 7
- IWC Activities . . . . . 10
- Performance Data Trends . . 12

## Measure B and Measure BB Sales Tax Activities

In November 2000, Alameda County voters approved Measure B, which extended the County’s 1986 half-cent transportation sales tax to 2022 and set forth a 20-year Transportation Expenditure Plan (TEP) to enhance the County’s transportation system. Measure B also established a Citizens Watchdog Committee (CWC) to review all Measure B expenditures for compliance with the TEP.

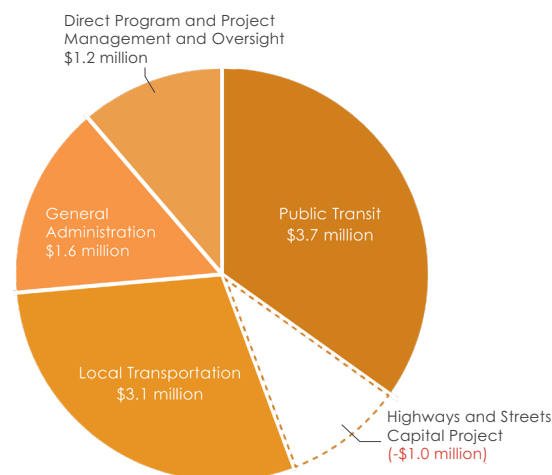
In November 2014, Alameda County voters approved Measure BB, which increased the County’s half-cent transportation sales tax to one full cent, extended the tax through 2045 and set forth a 30-year TEP for essential transportation improvements throughout the County.

The 2014 Measure BB established an Independent Watchdog Committee (IWC) that reports its findings annually to the public to ensure appropriate use of sales tax funds and provides oversight by reviewing Measure B expenditures and Measure BB expenditures and performance measures. The IWC replaced and assumed responsibility for CWC activities in July 2015. **The IWC does not opine on other funds the Alameda CTC manages and/or programs.** This 22nd annual report reviews expenditures and IWC activities during the year July 1, 2022 through June 30, 2023 (FY2022-23).

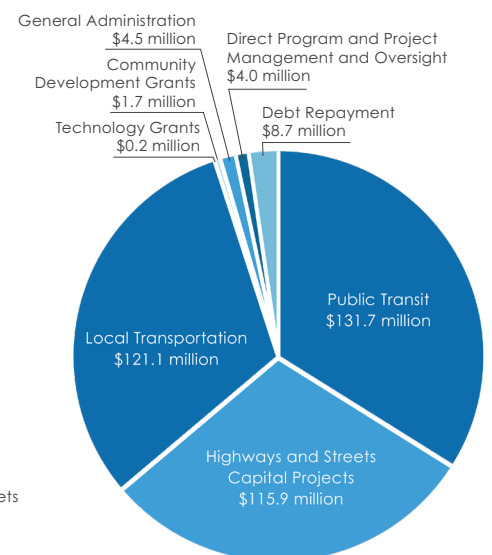
## SUMMARY OF Revenues and Expenditures

Alameda CTC is responsible for administering the Measure B and Measure BB transportation sales tax measures. Measure B revenue collection officially ended on March 31, 2022; therefore, during FY2022-23, Measure B revenues include only adjustments to previous sales tax filings.<sup>1</sup> Measure B revenues for Alameda CTC totaled \$2.6 million from prior year collection adjustments, and audited expenditures totaled \$8.6 million. Measure BB revenues totaled \$399.5 million, and audited expenditures totaled \$387.8 million in FY2022-23. Key expenditures include capital projects named in the TEP, direct local distributions (DLDs) to local jurisdictions, and discretionary grant programs.

<sup>1</sup> Measure B unspent prior year revenues and current year revenues were used to pay for FY2022-23 expenditures.



FY2022-23 Measure B Expenditures



FY2022-23 Measure BB Expenditures

# Independent Watchdog Committee

## Findings and Recommendations FY2022-23

To Our Fellow Alameda County Residents and Taxpayers – Every time you buy something taxable in Alameda County, 1% of the cost goes to the Alameda County Transportation Commission (Alameda CTC) to pay for “transportation improvements.” Do you think you are getting your money’s worth? That is the big question that this Report to the Public tries to answer.

Measure BB, as approved by the voters of Alameda County in 2014, assigns to the Independent Watchdog Committee (IWC) “the responsibility of reviewing and overseeing all expenditures of sales tax funds by Alameda CTC.” We do not believe that we are being allowed to fulfill this obligation. Collectively, local jurisdictions spent nearly \$400 million in FY 2022-23 from sales tax funds for a variety of purposes. Nearly half of that was spent by the cities, County, and transit agencies, which receive formula funds (collectively known as Direct Local Distributions, or DLDs) for local streets & roads, bike & pedestrian projects, transit, and paratransit. Are your transportation options getting better?

Last year we repeated our concern that **“Given the limited performance measures which have been adopted by the Commission, the IWC finds it difficult to offer an opinion as to the overall effectiveness of the DLD program expenditures. We are still unable to make a determination about the overall effectiveness of the DLD expenditures.”** The IWC must report that this Finding remains valid, and is applicable to other parts of the sales tax programs.

IWC members are “watchdogs,” but we are not allowed to be guard-dogs. Legal Counsel for the Agency has written that our voter-approved role of “overseeing” expenditures is merely “clarifying” language – we cannot take any action if we think a pending expenditure is foolish, unsafe, or merely

a waste of time and money. We must wait until after your sales tax funds have already been spent to comment – and to let you and the elected Commissioners know what we think. But you, the Public, can speak up at any time.

As one example, Alameda County jurisdictions spent more than \$68 million in Measure B and Measure BB funds in FY 2022-23 for Local Streets and Roads projects. Yet the graph on page 12 shows that the Countywide “Pavement Condition Index” is decreasing, not improving. We acknowledge that additional funds also are spent for these purposes, and some individual cities are making progress, but we find it difficult to report these results as a benefit from your sales taxes.

In recent years, IWC members have focused our interest on the outcomes of your sales tax expenditures. Alameda CTC has adopted a goal of improving safety, and the IWC agrees. We have tried to correlate how DLD expenditures for Local Streets & Roads and for Bike/Pedestrian purposes have impacted the countywide High Injury Network (HIN), but we cannot report any meaningful findings or outcomes from the available data. Just recently Alameda CTC staff reported that “75% of total DLD Bike/Ped and Local Streets & Roads expenditures were invested in safety improvements to the HIN.” But that includes “corridors” which can be up to a mile away, while bike & pedestrian collisions and deaths are at record levels. Further, we have been unable to identify which streets are actually in the HIN. The Countywide Transportation Plan and the High Injury Network will be updated in the coming months, and we urge you to provide input. See the Alameda CTC “Meetings” link in the Helpful Links section below to follow these actions.

The Independent Watchdog Committee appreciates your interest in a safer, more mobile, and better-connected Alameda County. Please send us your comments and suggestions at: [IndependentWatchdog@AlamedaCTC.org](mailto:IndependentWatchdog@AlamedaCTC.org)

### Key Acronyms

ACE	Altamont Corridor Express
ACPWA	Alameda County Public Works Agency
AC Transit	Alameda-Contra Costa Transit District
ADA	Americans with Disabilities Act
Alameda CTC	Alameda County Transportation Commission
BART	San Francisco Bay Area Rapid Transit District
BPAC	Bicycle and Pedestrian Advisory Committee
Caltrans	California Department of Transportation
CWC	Citizens Watchdog Committee
DLDs	Direct Local Distributions
FY2022-23	Fiscal Year July 1, 2022 to June 30, 2023
HIN	High Injury Network
IWC	Independent Watchdog Committee
LAVTA	Livermore Amador Valley Transit Authority
PAPCO	Paratransit Advisory and Planning Committee
TEP	Transportation Expenditure Plan
WETA	SF Bay Area Water Emergency Transportation Authority

### Helpful Links\*

Alameda CTC homepage: <https://www.AlamedaCTC.org>

Independent Watchdog Committee (IWC): <https://www.AlamedaCTC.org/about-us/committees>

IWC Annual Reports: <https://www.AlamedaCTC.org/news-publications/annualreports>

Alameda CTC Annual Performance Report: <https://www.AlamedaCTC.org/news-publications/reports>

Alameda CTC Meetings: <https://www.AlamedaCTC.org/all-meetings>

DLD Compliance Reports and Financial Audits: <https://www.AlamedaCTC.org/funding/reporting-and-grant-forms>

DLD Payments: <https://www.AlamedaCTC.org/funding/direct-local-prog-dist-pay>

2000 Measure B TEP: <https://www.AlamedaCTC.org/funding/fund-sources/measure-b>

2014 Measure BB TEP: <https://www.AlamedaCTC.org/funding/fund-sources/measure-bb>

\*Note: Please scroll up/down the page to find the reports.

# Alameda CTC Financials At-a-Glance

The IWC reviews Alameda CTC 2000 Measure B and 2014 Measure BB expenditures, which are primarily for DLDs, transportation capital projects, and discretionary grant programs. These expenditures also include general administration, and all are subject to an independent audit.

## DLD and Discretionary Grant Programs for Local Jurisdictions

Alameda CTC allocates approximately 60 percent of Measure B and 65 percent of Measure BB funds on a monthly basis by formula to local jurisdictions and transit operators for ongoing maintenance, operations and small infrastructure or capital projects, and through competitive, discretionary grants paid on a reimbursement basis, as approved by voters in the 2000 and 2014 TEPs, for the following categories:

- Local Streets and Roads:** All cities and the County receive allocations for local transportation improvements, including street maintenance and repairs. Jurisdictions use these flexible Measure B and Measure BB funds to meet their locally determined transportation priorities.
- Mass Transit:** Transit systems ACE, AC Transit, BART, LAVTA, Union City Transit and WETA receive allocations for operations and/or maintenance.
- Special Transportation for Seniors and People with Disabilities:** Funds are allocated to support paratransit under the Americans with Disabilities Act (ADA) and other transportation programs for older adults and people with disabilities.
- Bicycle and Pedestrian Safety Funds:** All cities and the County receive these funds for bicycle and pedestrian plans, programs and capital projects.
- Other Discretionary Grants:** Funds are allocated for freight and economic development, community development and technology projects.

During FY2022-23 Measure BB DLD expenditures totaled \$203.3 million, Measure B grant expenditures totaled \$4.2 million, and Measure BB grant expenditures totaled \$3.3 million.

## Named Capital Projects

Alameda CTC allocates approximately 40 percent of Measure B and 35 percent of Measure BB funds to specific capital projects named in the TEPs. The sales tax revenues will be allocated over the life of the program to ultimately achieve the percentage split (60-40 or 65-35) approved by voters in the Measures B and BB TEPs. During FY2022-23, expenditures for capital projects named in the TEPs for Measure B totaled \$1.6 million and for Measure BB totaled \$164 million.

## Measure B Expenditures

In FY2022-23, audited expenditures for Measure B totaled \$8.6 million.

### Alameda CTC FY2022-23 Measure B Audited Expenditures

	(\$ in millions rounded)
<b>Public Transit</b>	<b>\$3.7</b>
Express Bus Grants	0.1
Paratransit Grants	1.0
Public Transit Capital Projects	2.6
<b>Highways and Streets Capital Projects</b>	<b>(1.0)</b>
<b>Local Transportation</b>	<b>3.1</b>
Bicycle and Pedestrian Grants	3.1
<b>General Administration</b>	<b>1.6</b>
<b>Direct Program and Project Management and Oversight</b>	<b>1.2</b>
<b>Total:</b>	<b>\$8.6</b>

Note: Measure B revenue collection ended on March 31, 2022. Therefore, Measure B revenues and expenditures for this fiscal year are less than previous fiscal years.



San Leandro BART Station



Alameda CTC issued \$124.0 million of Measure BB Sales Tax Revenue Bonds in July 2022 to bridge a short-term funding gap that existed while many large capital projects in the TEP were entering the construction phase. In FY2022-23, the bonds incurred \$8.7 million of costs related to annual debt repayment. Details related to the debt can be found in the official statement: [AlamedaCTC.org/Bonds](https://AlamedaCTC.org/Bonds)

The Alameda CTC Annual Comprehensive Financial Report ("Audited Financial Statements") for the year ended June 30, 2023 is available here: [AlamedaCTC.org/ACFR](https://AlamedaCTC.org/ACFR)

## Measure BB Expenditures

In FY2022-23, audited expenditures for Measure BB totaled \$387.8 million.

### Alameda CTC FY2022-23 Measure BB Audited Expenditures

(\$ in millions rounded)

Public Transit	\$131.7
Direct Local Distributions - Transit Service	\$81.8
Direct Local Distributions - Paratransit	34.2
Transit Operations, Maintenance, and Safety Grants	0.5
Paratransit Grants	0.3
Public Transit Capital Projects	14.9
Highways and Streets Capital Projects	115.9
Local Transportation	121.1
Direct Local Distributions - Local Streets and Roads	75.9
Direct Local Distributions - Bicycle and Pedestrian	11.4
Bicycle and Pedestrian Grants	0.6
Local Transportation Capital Projects	33.2
Community Development Grants	1.7
Technology Grants	0.2
General Administration	4.5
Direct Program and Project Management and Oversight	4.0
Debt Repayment	8.7
<b>Total:</b>	<b>\$387.8</b>



International Walk and Roll to School Day.

Note relates to tables on pages 3-4: In accordance with the 2000 Measure B TEP and 2014 Measure BB TEP, Alameda CTC allocates funds for named capital projects, such as highway improvements or transit projects, and other discretionary transportation grants (paid on a reimbursement basis), and distributes funds for local streets and roads maintenance, mass transit, paratransit, and bicycle and pedestrian safety programs on a monthly, formula basis to the cities, the County and transit operators. Refer to notes on page 5 for the program allocation percentage split.

As stated earlier, 60% of Measure B and 65% of Measure BB is allocated directly to local jurisdictions. Measure B and Measure BB DLD recipients are required to provide audited financial statements and compliance reports to document revenues received (including interest) and expenditures incurred each fiscal year. See: [AlamedaCTC.org/funding/compliance-reports](https://AlamedaCTC.org/funding/compliance-reports)



East Bay Paratransit shuttle picking up a passenger



## FY2022-23 Measure B Direct Local Distributions (DLDs) for All Programs

Program compliance reports submitted by Measure B DLD fund recipients reported \$44.2 million in expenditures during FY2022-23 (see table below for details by recipient). For more information about DLD program expenditures and fund balances, see the FY2022-23 Program Compliance Summary Report: [AlamedaCTC.org/Reports](https://AlamedaCTC.org/Reports)

Agency/Jurisdiction <sup>1</sup>	Bike/Ped	Local Streets	Transit	Paratransit	Total Measure B
AC Transit	\$0	\$0	\$330,775	\$79,205	\$409,980
BART	\$0	\$0	\$0	\$0	\$0
LAVTA	\$0	\$0	\$0	\$0	\$0
WETA	\$0	\$0	\$380,492	\$0	\$380,492
ACE	\$0	\$0	\$1,249,628	\$0	\$1,249,628
ACPWA	\$1,060,420	\$3,368,675	\$0	\$0	\$4,429,095
City of Alameda	\$161,048	\$2,054,149	\$0	\$48,692	\$2,263,889
City of Albany	\$148,719	\$612,398	\$0	\$12,581	\$773,698
City of Berkeley	\$15,444	\$524,271	\$0	\$0	\$539,715
City of Dublin <sup>2</sup>	\$277,206	\$827,482	\$0	\$0	\$1,104,688
City of Emeryville	\$33,894	\$485,655	\$0	\$0	\$519,549
City of Fremont	\$381,778	\$688,385	\$0	\$587,278	\$1,657,441
City of Hayward <sup>2</sup>	\$202,857	\$4,605,160	\$0	\$1,082,367	\$5,890,384
City of Livermore <sup>2</sup>	\$10,594	\$639,546	\$0	\$0	\$650,140
City of Newark <sup>2</sup>	\$122,825	\$0	\$0	\$4,700	\$127,525
City of Oakland	\$2,037,595	\$16,971,840	\$0	\$1,052,923	\$20,062,358
City of Piedmont <sup>2</sup>	\$14,216	\$201,572	\$0	\$0	\$215,788
City of Pleasanton <sup>2</sup>	\$475,197	\$884,144	\$0	\$0	\$1,359,341
City of San Leandro	\$0	\$870,515	\$0	\$288,571	\$1,159,086
City of Union City <sup>3</sup>	\$21,530	\$1,375,059	\$0	\$0	\$1,396,589
<b>Total</b>	<b>\$4,963,323</b>	<b>\$34,108,851</b>	<b>\$1,960,895</b>	<b>\$3,156,317</b>	<b>\$44,189,386</b>

<sup>1</sup> This table reflects total Measure B expenditures reported by agency/jurisdiction. Expenditure figures may vary due to rounding.

<sup>2</sup> These communities receive paratransit services through an adjoining jurisdiction.

<sup>3</sup> Audited financial statements for the City of Union City are pending.

Notes: The 2000 Measure B TEP specifies the following program allocations: local streets and roads (22.34%), mass transit (21.92%), special transportation for seniors and people with disabilities (10.45%), bicycle and pedestrian safety (5.00%) and transit center development (0.19%).

The 2014 Measure BB TEP specifies the following program allocations: local streets and roads (20.00%), mass transit (23.81%), special transportation for seniors and people with disabilities (10.01%), bicycle and pedestrian safety (5.02%), affordable student transit pass (0.19%), community development investments (4.00%), freight and economic development (1.00%) and technology, innovation and development (1.00%).

Transit operators include Alameda-Contra Costa Transit District (AC Transit), Altamont Corridor Express (ACE), Livermore Amador Valley Transit Authority (LAVTA), Union City Transit, San Francisco Bay Area Rapid Transit District (BART) and San Francisco Bay Area Water Emergency Transportation Authority (WETA).



## FY2022-23 Measure BB Direct Local Distributions (DLDs) for All Programs

Measure BB DLD fund recipients reported \$152.2 million in expenditures during FY2022-23 (see table below for details by recipient). For more information about DLD Program expenditures and fund balances, see the FY2022-23 Program Compliance Summary Report: [AlamedaCTC.org/Reports](https://AlamedaCTC.org/Reports)

Agency/Jurisdiction <sup>1</sup>	Bike/Ped	Local Streets	Transit	Paratransit	Total Measure BB
AC Transit	\$0	\$0	\$76,450,801	\$18,299,393	\$94,750,194
BART	\$0	\$0	\$1,898,188	\$5,694,565	\$7,592,753
LAVTA	\$0	\$0	\$1,898,188	\$950,595	\$2,848,783
WETA	\$0	\$0	\$387,609	\$0	\$387,609
ACE	\$0	\$0	\$531,653	\$0	\$531,653
ACPWA	\$407,567	\$6,389,491	\$0	\$0	\$6,797,058
City of Alameda	\$411,887	\$3,508,261	\$0	\$205,807	\$4,125,955
City of Albany	\$197,347	\$943,607	\$0	\$52,847	\$1,193,801
City of Berkeley	\$601,054	\$6,824,797	\$0	\$858,536	\$8,284,387
City of Dublin <sup>2</sup>	\$255,806	\$857,954	\$0	\$0	\$1,113,760
City of Emeryville	\$44,117	\$559,048	\$0	\$66,264	\$669,429
City of Fremont	\$231,970	\$2,397,436	\$0	\$774,533	\$3,403,939
City of Hayward <sup>2</sup>	\$441,069	\$2,928,448	\$0	\$1,320,608	\$4,690,125
City of Livermore <sup>2</sup>	\$40,383	\$484,769	\$0	\$0	\$525,152
City of Newark <sup>2</sup>	\$349,948	\$111,718	\$0	\$186,594	\$648,260
City of Oakland	\$433,952	\$3,169,327	\$0	\$1,982,798	\$5,586,077
City of Piedmont <sup>2</sup>	\$71,916	\$946,072	\$0	\$0	\$1,017,988
City of Pleasanton <sup>2</sup>	\$0	\$830,421	\$0	\$433,122	\$1,263,543
City of San Leandro	\$378,818	\$4,328,384	\$0	\$313,375	\$5,020,577
City of Union City <sup>3</sup>	\$122,097	\$82,468	\$949,094	\$572,587	\$1,726,246
<b>Total</b>	<b>\$3,987,930</b>	<b>\$34,362,202</b>	<b>\$82,115,533</b>	<b>\$31,711,624</b>	<b>\$152,177,289</b>

<sup>1</sup> This table reflects total Measure BB expenditures reported by agency/jurisdiction. Expenditure figures may vary due to rounding.

<sup>2</sup> These communities receive paratransit services through an adjoining jurisdiction.

<sup>3</sup> Audited financial statements for the City of Union City are pending.



# Named Capital Projects Funded by Measure B and Measure BB

As previously stated, 40% of Measure B and 35% of Measure BB revenues are allocated to specific capital projects. In FY2022-23, Alameda CTC expended \$1.6 million of 2000 Measure B funds and \$164.0 million of 2014 Measure BB funds on capital projects named in the TEP for transportation infrastructure improvements.

In addition to the voter-approved 2000 Measure B capital projects, Alameda CTC added several projects approved by the Commission pursuant to the TEP: the Vasco Road Safety Improvement Project from the Measure B Congestion Relief Emergency Fund in 2003, the I-80 Integrated Corridor Management Project in 2008, the I-880/23rd and 29th Avenues Interchanges and the Countywide Transportation Plan/TEP

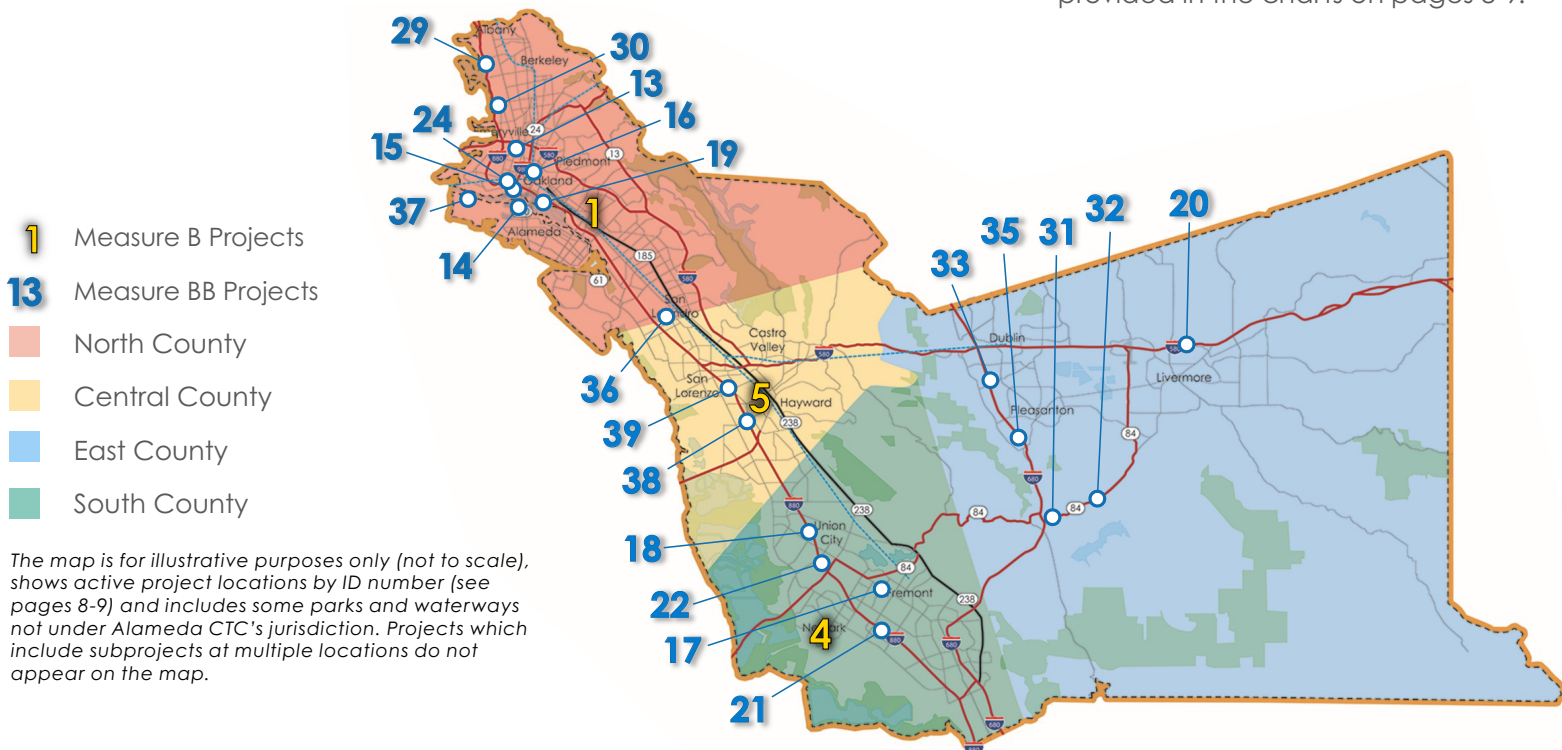
in 2010, and the Studies for Congested Segments/ Locations on the Congestion Management Program Network in 2011.

The 2014 Measure BB TEP includes a combination of specifically named capital projects and discretionary grant programs. The named capital projects are primarily large-scale infrastructure improvements to freeway corridors, interchanges, the BART system, and transit corridors. The discretionary programs fund a diverse pool of projects that vary by type, size, and location. Examples of large-scale capital improvements funded by the discretionary programs include the GoPort Program of projects at the Port of Oakland, multimodal corridor projects on San Pablo Avenue, and railroad safety programs.

The map below highlights the location of Measure B and Measure BB capital projects that were active during FY2022-23, except those projects that contain subprojects at various locations or those projects that have not completed sufficient engineering studies to determine clear project location (see charts on pages 8-9).

### FY2022-23 Active Projects (Project status as of April 2024)

Alameda CTC's capital projects include six active 2000 Measure B and 28 active 2014 Measure BB capital and discretionary projects in FY2022-23; **100 percent of the programmed funding for Measure B capital projects has been allocated**, but not all of it has been expended. Project funding commitments and project expenditures for capital projects active during FY2022-23 are provided in the charts on pages 8-9.



The map is for illustrative purposes only (not to scale), shows active project locations by ID number (see pages 8-9) and includes some parks and waterways not under Alameda CTC's jurisdiction. Projects which include subprojects at multiple locations do not appear on the map.



## FY2022-23 Measure B Active Projects

ID	Implementing Agency	Current Phase <sup>1</sup>	2000 Measure B Project Name	Planning Area <sup>2</sup>	2000 Measure B Commitment/Allocated (\$ million)	FY22-23 Measure B Expenditures (\$ million)	Project Completion Date/Anticipated Completion Date
1	Oakland	Construction	Downtown Oakland Streetscape Improvement	N	6.4	0.0	12/31/25
2	Caltrans/Alameda CTC	Construction	I-680 Sunol Express Lanes Improvements <sup>3</sup>	S/E	155.2	4.4	12/31/27 <sup>5</sup>
3	Caltrans/Alameda CTC	Construction	Route 84 Expressway <sup>3, 4</sup>	E	96.5	-7.9	12/31/26 <sup>5</sup>
4	Newark	Design	Dumbarton Corridor Improvements (Central Avenue Overpass)	S	19.4	2.6	12/31/27
5	San Leandro	Design	East 14th St/Hesperian Blvd/150th Street Intersection Improvements	C	3.2	0	12/31/25
6	Caltrans/Alameda CTC	Construction	Interstate 680 Southbound Express Lane from State Route 84 to Alcosta Boulevard <sup>3</sup>	E	66.4	2.7	12/31/25

### Measure B Notes:

<sup>1</sup> Project phase is as of April 2024.

<sup>2</sup> Project Planning Areas are: C = Central County, E = East County, N = North County, S = South County.

<sup>3</sup> Includes projects at multiple locations; therefore, is not shown on the map on page 7.

<sup>4</sup> Exchange and/or loan of Measure B funds approved for project.

<sup>5</sup> Includes landscape plant establishment period.

<sup>6</sup> Project fact sheets are available on the Alameda CTC website: [AlamedaCTC.org/Programs-Projects](https://AlamedaCTC.org/Programs-Projects)

<sup>7</sup> Although Measure B revenue collection ended in March 2022, several projects are still active.



## FY2022-23 Measure BB Active Projects

ID	Implementing Agency	Program	2014 Measure BB Project/Discretionary Program Name	Planning Area <sup>1</sup>	Total Measure BB Commitment (\$ million)	Total Programmed to Date (\$ million)	Total Amount Allocated To Date (\$ million) <sup>2</sup>	Total Remaining Commitment Balance (Un-Allocated)	FY22-23 Measure BB Expenditures (\$ million)
13	AC Transit	Capital	Telegraph Ave/East 14th/International Blvd Project <sup>4</sup>	N/C	10.0	10.0	10.0	0.0	0.1
14	Alameda	Capital	Alameda to Fruitvale BART Rapid Bus <sup>5</sup>	N	9.0	9.0	1.4	7.7	0.0
15	AC Transit	Capital	Grand/MacArthur BRT <sup>5</sup>	N	6.0	0.1	0.1	5.9	0.0
16	AC Transit	Capital	College/Broadway Corridor Transit Priority <sup>4</sup>	N	10.0	0.1	0.1	9.9	0.0
17	BART/Fremont	Capital	Irvington BART Station <sup>5</sup>	S	120.0	26.7	26.7	93.3	4.1
18	BART	Capital	Bay Fair Connector/BART METRO	C	100.0	5.6	5.6	94.4	0.0
19	BART	Capital	BART Station Modernization and Capacity Program <sup>4</sup>	VAR	90.0	17.7	17.7	72.4	10.7
20	TVSJVRRRA	Capital	Valley Link Rail	E	400.0	0.0	0.0	400.0	0.0
21	Multiple	Discretionary	Dumbarton Corridor Area Transportation Improvements <sup>4</sup>	S	120.0	19.1	19.1	100.9	-0.9
22	Union City	Capital	Union City Intermodal Station <sup>5</sup>	S	75.0	0.1	0.1	74.9	0.0
23	Multiple	Discretionary	Railroad Corridor Right of Way Preservation and Track Improvements <sup>4</sup>	VAR	110.0	31.4	31.4	78.6	2.2
24	Oakland	Capital	Oakland Broadway Corridor Transit	N	10.0	5.4	5.4	4.6	0.0
25	CCJPA	Capital	Capitol Corridor Service Expansion <sup>5</sup>	VAR	40.0	0.0	0.0	40.0	0.0
26	Multiple	Discretionary	Congestion Relief, Local Bridge Seismic Safety <sup>4</sup>	VAR	639.0	211.1	204.5	434.5	26.6
27	Multiple	Discretionary	Countywide Freight Corridors <sup>4</sup>	VAR	161.0	135.9	136.6	24.4	43.9
29	Caltrans/Alameda CTC	Capital	I-80 Gilman Street Interchange Improvements <sup>3,5</sup>	N	24.0	12.0	12.0	12.0	0.0
30	Caltrans/Alameda CTC	Capital	I-80 Ashby Interchange Improvements <sup>5,6</sup>	N	52.0	18.0	18.0	34.0	2.6
31	Caltrans/Alameda CTC	Capital	SR-84/I-680 Interchange and SR-84 Widening <sup>5</sup>	E	122.0	122.0	122.0	0.0	40.5
32	Caltrans/Alameda CTC	Capital	SR-84 Expressway Widening (Pigeon Pass to Jack London) <sup>5</sup>	E	10.0	10.0	10.0	0.0	8.1
33	Alameda CTC	Capital	I-580/I-680 Interchange Improvements <sup>6</sup>	E	20.0	0.0	0.0	20.0	0.0
34	Multiple	Capital	I-580 Local Interchange Improvement Program <sup>4</sup>	E	28.0	1.4	1.4	26.6	-0.3
35	Caltrans/Alameda CTC	Capital	I-680 HOT/HOV Lane from SR-237 to Alcosta	S/E	60.0	60.0	60.0	0.0	12.1
36	Alameda CTC	Capital	I-880 NB HOV/HOT Extension from A Street to Hegenberger <sup>6</sup>	C	20.0	0.0	0.0	20.0	0.0
37	Multiple	Capital	I-880 Broadway/Jackson Multimodal Transportation and Circulation Improvements <sup>5</sup>	N	75.0	25.3	25.3	49.7	4.7
38	Caltrans/Alameda CTC	Capital	I-880 Whipple Road/Industrial Parkway Southwest Interchange Improvements <sup>5</sup>	C	60.0	10.8	10.8	49.2	3.2
39	Caltrans/Alameda CTC	Capital	I-880 Industrial Parkway Interchange Improvements <sup>5</sup>	C	44.0	10.7	10.7	33.3	0.0
40	Multiple	Capital	I-880 Local Access and Safety Improvements <sup>4</sup>	VAR	85.0	33.9	33.9	51.1	1.0
42	Multiple	Discretionary	Gap Closure on Three Major Trails <sup>4</sup>	VAR	264.0	48.7	48.7	215.3	6.1

**Measure BB Notes:** <sup>1</sup> Project Planning Areas are: C = Central County, E = East County, N = North County, S = South County, VAR=Various.

<sup>2</sup> The funding status is as of April 2024.


<sup>3</sup> Exchange of Measure BB funds approved for project.

<sup>4</sup> Not shown on the map on page 7.

<sup>5</sup> These projects received a one-year time extension approved December 7, 2023.

<sup>6</sup> These projects received additional funding in a Commission-approved TEP amendment on April 25, 2024.

<sup>7</sup> Additional project information is available on the Alameda CTC website: [AlamedaCTC.org/Programs-Projects](https://AlamedaCTC.org/Programs-Projects)



# Independent Watchdog Committee Activities

## The IWC reports directly to the public

and provides oversight by reviewing Alameda CTC Measure B expenditures and Measure BB expenditures and performance measures. The IWC meets at least four times a year as a full committee and convenes subcommittees as needed. IWC members are Alameda County residents who are not elected officials at any level of government, nor individuals in a position to benefit financially in any way from the sales tax. IWC members performed the following activities from July 1, 2022 through June 30, 2023.

- **Ongoing DLD and Discretionary Grant Programs and Capital Projects Monitoring:** The IWC monitors specific DLD and discretionary grant programs, capital projects and issues of concern.
- **Review of Independent Audit of Alameda CTC:** The IWC reviews the independent auditor's plan for the audit and reviews the draft final audited Annual Comprehensive Financial Report regarding Measure B and Measure BB expenditures.

## • Audit and Compliance Report

**Review:** The IWC members review audited financial statements and compliance reports, including performance measures, received from Measure B and Measure BB DLD recipients to ensure expenditures comply with the requirements in the applicable TEP. **DLD recipients' audited financial statements and compliance reports are available at: [AlamedaCTC.org/Reporting-Grant-Forms](https://AlamedaCTC.org/Reporting-Grant-Forms)**

## • Issues Identification Process:

IWC members may request and receive information from DLD recipients and/or Alameda CTC staff if they have concerns regarding Measure B and Measure BB expenditures. The Committee may also review issues regarding Measure B and Measure BB expenditures identified by the public.

## November 2022 Presentation

### Regarding AC Transit On-Time

**Performance:** In July 2022, the IWC Chair recommended the committee request that AC Transit attend an IWC meeting to discuss their on-time performance. The Committee approved the recommendation, and staff from AC Transit provided an update on AC Transit's operations and on-time performance in November 2022.

## February 2023 2014 TEP

### Investments Subject to Strict Project Deadline Requirement:

An IWC member made a motion to request that a higher level of detail for the status of the projects, including legacy projects, be shared with the IWC. The motion passed and in response, staff included a [link](#) to the more detailed project status report that was provided to the Commission in the minutes for the February IWC meeting.

## March 2023 DLD Program

### Expenditures and Related Issues in Unincorporated Alameda County:

The IWC Chair made a motion that the IWC request Alameda County Public Works Agency (ACPWA) staff come to an IWC meeting to address questions related to unincorporated Alameda County. The motion passed, and staff from ACPWA made a presentation during the July 2023 IWC meeting and responded to IWC questions.

## Annual Report to the Public:

Each year, the IWC establishes a subcommittee to develop the annual report to the public regarding Measure B and Measure BB expenditures and to discuss distribution and outreach for the annual report (see timeline below).

## IWC Annual Report to the Public Timeline





# IWC Members



Name	Appointer
Patrisha Piras   Chair	Sierra Club
Curtis Buckley   Vice Chair	Bike East Bay
Keith Brown	Alameda Labor Council AFL-CIO
Alfred Exner	Alameda County Mayors' Conference, District 4
Lenore McDonald Gunst	League of Women Voters
Herb Hastings ♦	Paratransit Advisory and Planning Committee (PAPCO)
Glenn Naté ♦	Supervisor Elisa Márquez, District 2
Damian Park	Alameda County Mayors' Conference, District 5
Thomas Rubin	Alameda County Taxpayers Association
Vamsi Tabjulu+	Alameda County Mayors' Conference, District 3
Carl Tilchen ♦	Supervisor David Haubert, District 1
Esther Waltz+	PAPCO
Hale Zukas ♦	Supervisor Keith Carson, District 5

- ♦ Members who left the committee during or after the reporting period.
- \* Members who joined the committee during this reporting period.
- + Members who joined the committee after the reporting period.

## Remembering Hale Zukas

(May 31, 1943 – November 30, 2022)

Hale Zukas was a long-time member of the Independent Watchdog Committee, as well as its predecessor Citizens Watchdog Committee, starting in 2006. Hale was also a member of PAPCO, appointed by AC Transit. Hale was a fixture at transit advocacy and disability civil rights events throughout his life. A graduate of UC Berkeley, he was a co-founder of the Center for Independent Living and the World Institute on Disability. No simple listing of his accomplishments is possible. Hale always made sure that people heard what he wanted to say. His hearty laugh or his adamant "No" made his message quite clear. His detailed review and edits of IWC meeting minutes and of our Annual Report to the Public were spot on, and when he disagreed with others, he was always gracious. A documentary that highlights some of Hale's escapades is available at [https://www.youtube.com/watch?v=WY\\_BYyK1ArE](https://www.youtube.com/watch?v=WY_BYyK1ArE). The IWC remembers Hale with joy and mourns his passing. Hale and his contributions to the IWC will be missed. Hale lived – and thrived – with disabilities, but he was never "handicapped."



**Vacancies:** East Bay Economic Development Alliance; Alameda County Board of Supervisors, Districts 1, 2, 3, 4 and 5; Alameda County Mayors' Conference, Districts 1 and 2. Email [Contact@AlamedaCTC.org](mailto:Contact@AlamedaCTC.org) for information.

**How to Get Involved:** All Alameda CTC advisory committee and the Independent Watchdog Committee meetings are open to the public. Chinese and Spanish interpreters and sign language interpretation services are available upon advance request. Please contact Alameda CTC at 510.208.7400 or [Contact@AlamedaCTC.org](mailto:Contact@AlamedaCTC.org) to schedule an interpreter at least 5 days prior to the meeting you wish to attend, or if you are interested in vacancies on Alameda CTC's Bicycle and Pedestrian Advisory Committee (BPAC) and/or Paratransit Advisory and Planning Committee (PAPCO).

APR / MAY

IWC Annual Report Subcommittee Meets to Develop Annual Report

JUN

Summary of Compliance Reports and Findings Released

JUL

IWC Annual Report Public Hearing and Approval

AUG

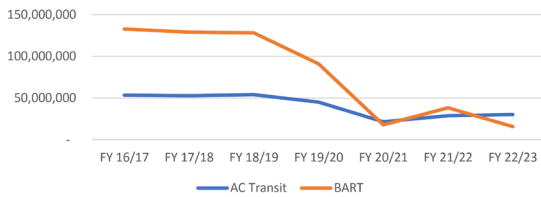
IWC Annual Report Published and Available to the Public

# Performance Trend Data

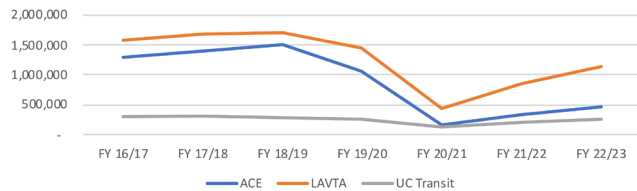
On an annual basis, Measure B and Measure BB DLD recipients are required to document expenditures and include a description of the accomplishments made with the DLD investment. Recipients also are required to report how specific performance measures were met. According to the Measure BB TEP, "the Independent Watchdog Committee will review the performance and benefit of projects and programs based on performance criteria established by Alameda CTC." The IWC began monitoring Measure BB performance measures during its review of FY2016-17 DLD expenditures and will continue to make recommendations to the Commission for future years. In FY2022-23, the IWC observed the following performance measure trends. For more detail, see the DLD recipients' compliance reports: [AlamedaCTC.org/Funding/Reporting-and-Grant-Forms](https://www.AlamedaCTC.org/Funding/Reporting-and-Grant-Forms)

## Performance Metrics

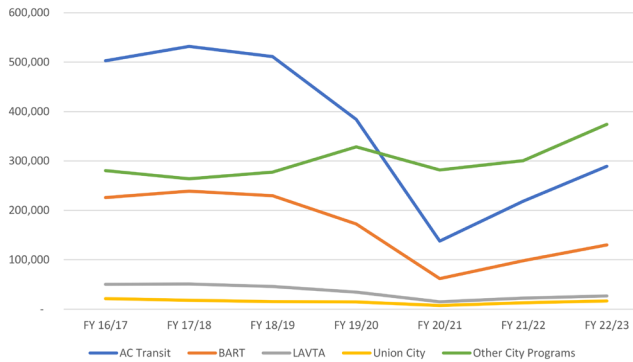
**Alameda County Transit Ridership (Large Agencies)**



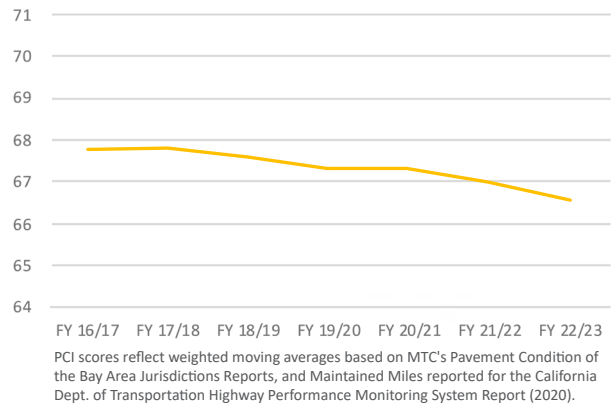
**Alameda County Transit Ridership (Small to Midsize Agencies)**



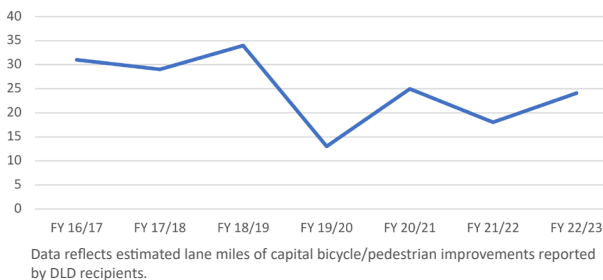
**Alameda County Paratransit Services Passenger Trips**



**Alameda County Weighted Average Pavement Condition Index**



**Alameda County Bicycle/Pedestrian Lane Miles of Improvements**



**Alameda CTC General Administrative Costs In Millions of Dollars**

